



# Windows Defender



Jere Minich  
APCUG Advisor Region 5 (FL,SC,GA,AL)

[jminich@apcug.org](mailto:jminich@apcug.org)

June 2021

Windows 10 Version 20H2

Screenshots are from my Windows 10 PC  
A problem hearing or seeing- speak up.



# Protect your data & devices with Windows Security

- Windows 10 provides:
  - Comprehensive built-in protection,
  - at no extra cost, (Free)
  - Hello facial recognition,
  - biometric logins,
  - antivirus protection.
- Released in 2020 as **Microsoft Defender Antivirus. (MDA)**
- Protects the Windows PC from malware,
  - which includes computer viruses and spyware.

# Microsoft Defender Antivirus 'MDA'

- The current Defender product incorporates;
  - machine learning,
  - data analysis,
  - quickly scanning the computer,
    - without impacting system performance.
- It's coupled with a suite of software tools called **Windows Security**;
  - these tools are preinstalled on Windows 10.
- MDA is located under the;
  - "Virus and Threat Protection" option.

# Windows Security

Windows Security is your home to view and manage the security and health of your device.

Open Windows Security

Next Slide

## Protection areas

Virus & threat protection  
No actions needed.

Microsoft Defender Antivirus

Account protection  
No actions needed.

Firewall & network protection  
No actions needed.

App & browser control  
No actions needed.

Settings > Update & Security > Windows Security

Device security  
No actions needed.

Device performance & health  
Reports on the health of your device.

Family options  
Manage how your family uses their devices.

← Settings

Home

Find a setting

Update & Security

Windows Update

Delivery Optimization

Windows Security

Backup

Troubleshoot

Recovery

Activation

Find my device

For developers



Home



Virus & threat protection



Account protection



Firewall & network protection



App & browser control



Device security



Device performance & health



Family options

## Virus & threat protection

Protection for your device against threats.

### Current threats

No current threats.  
Last scan: 6/6/2021 2:17 PM (quick scan)  
0 threats found.  
Scan lasted 1 minutes 7 seconds  
41972 files scanned.

Quick scan

[Scan options](#)

[Allowed threats](#)

[Protection history](#)

### Virus & threat protection settings

No action needed.

[Manage settings](#)

### Virus & threat protection updates

Security intelligence is up to date.  
Last update: 6/8/2021 4:56 PM

[Check for updates](#)

### Ransomware protection

No action needed.

[Manage ransomware protection](#)

Microsoft opinion

Next Step/slide

- ←
- ☰
- Home
- Virus & threat protection**
- Account protection
- Firewall & network protection
- App & browser control
- Device security
- Device performance & health
- Family options

## ⚙️ Virus & threat protection settings

View and update Virus & threat protection settings for Microsoft Defender Antivirus.

### Real-time protection

Locates and stops malware from installing or running on your device. You can turn off this setting for a short time before it turns back on automatically.



On

### Cloud-delivered protection

Provides increased and faster protection with access to the latest protection data in the cloud. Works best with Automatic sample submission turned on.



On

### Automatic sample submission

Send sample files to Microsoft to help protect you and others from potential threats. We'll prompt you if the file we need is likely to contain personal information.



On

[Submit a sample manually](#)

### Tamper Protection

Prevents others from tampering with important security features.



On

[Learn more](#)

**Manage Settings**  
from previous slide

Scroll down for next slide

Windows Security

←

☰

Home

Virus & threat protection

Account protection

Firewall & network protection

App & browser control

Device security

Device performance & health

Family options

Settings

On

### Automatic sample submission

Send sample files to Microsoft to help protect you and others from potential threats. We'll prompt you if the file we need is likely to contain personal information.

On

[Submit a sample manually](#)

### Tamper Protection

Prevents others from tampering with important security features.

On

[Learn more](#)

### Controlled folder access

Protect files, folders, and memory areas on your device from unauthorized changes by unfriendly applications.

[Manage Controlled folder access](#)

### Exclusions

Microsoft Defender Antivirus won't scan items that you've excluded. Excluded items could contain threats that make your device vulnerable.

[Add or remove exclusions](#)

### Notifications

Microsoft Defender Antivirus will send notifications with critical information about the health and security of your device. You can specify which non-critical notifications you would like.

[Change notification settings](#)

Scroll down from previous slide  
Manage Settings

Click for next slide



Home



Virus & threat protection



Account protection



Firewall & network protection



App & browser control



Device security



Device performance & health



Family options

## Ransomware protection

Protect your files against threats like ransomware, and see how to restore files in case of an attack.

Settings > Update & Security > Windows Security > Virus & threat protection > Manage Settings > Manage Controlled folder access.

### Controlled folder access

Protect files, folders, and memory areas on your device from unauthorized changes by unfriendly applications.



On

[Block history](#)

[Protected folders](#)

[Allow an app through Controlled folder access](#)

### Ransomware data recovery

You may be able to recover files in these accounts in case of a ransomware attack.

OneDrive

@gmail.com

Premium account with recovery using Files restore.

[View files](#)



# Get Help on all displays

Settings > Update & Security > Windows Security > Virus & threat protection > Settings > Get Help

## Settings

Manage your security providers and notification settings.

### Security providers

Manage the apps and services that protect your device.

[Manage providers](#)

### Notifications

Choose the notifications you receive from Windows Security.

[Manage notifications](#)

[Ask the Microsoft Community](#)

[About](#)

[Protection history](#)

Right side of this screen

Windows Community videos

[Learn more about Windows Security](#)

Have a question?

[Get help](#)

Help improve Windows Security

[Give us feedback](#)

Change your privacy settings

View and change privacy settings for your Windows 10 device.

[Privacy settings](#)

[Privacy dashboard](#)

[Privacy Statement](#)



Home

Virus & threat protection

Account protection

Firewall & network protection

App & browser control

Device security

Device performance & health

Family options

Get Help

Rate us: ★ ★ ★ ★ ★

Back up files and photos automatically, so you'll always have access to them even if your PC is lost, damaged, or stolen. [Set up free OneDrive PC Folder back up.](#)

**We're here to help.**  
Find solutions for your Microsoft products.

Windows Defender setting

**Top result**

**Turn Windows Security on or off**

When you get a new device and start up Windows 10 for the first time, the antivirus protection that comes installed with the device is your default security app. However, Windows Security is pre-installed and ready for you to use at any time.

If you want to use Windows Security, uninstall all of your other antivirus programs and Windows Security will automatically turn on. You may be asked to restart your device.

**Note:** In previous versions of Windows 10, Windows Security is called Windows Defender Security Center.

[Open Windows Security settings](#)

**Recommended articles**

**Turn Microsoft Defender Firewall on or off**

To turn Microsoft Defender Firewall on or off: Select the Start button > Settings > Update & Security > Windows Security and then Firewall & network protection . Open Windows Security settings. Select a network profile. Under Microsoft Defender Firewall, switch the setting to On. If your device is connected to a network, network policy settings ...

Contact us

Did this resolve your problem?

'Get Help' will bring up different displays. It can lead to a 'Chat' with a Microsoft 'Message Ambassador'

Virtual Agent



Hello!

OK. You can connect to a person below.

Select your product

- Windows
- Office & Microsoft 365 (for Home)
- Office for Mac, iOS, or Android
- Xbox
- Surface
- 
- Outlook, Word, Excel, PowerPoint
- Outlook.com/Hotmail
- OneDrive
- OneNote
- Edge, Internet Explorer
- Family Safety
- Skype
- Teams for free
- Microsoft Account
- Microsoft Rewards
- Microsoft Store
- MSN
- Microsoft Accessories (Mice, Keyboards, Cameras, Headsets, Adapters)
- Privacy
- Publisher
- 
- Office 365 & Microsoft 365 (for Business)
- Azure
- Developer (.NET, Visual Studio)
- Dynamics
- Exchange or SharePoint Online
- Project
- Server Products (Exchange, SQL, SharePoint)

Virtual Agent

OK. You can connect to a person below.

Select your product

Windows

Next

Select your issue

Subscription

Next

We need a bit more info

Thanks. We're working to get you connected soon.

Talk to a person



If you need assisted support from one of our advocates, please know our wait times are currently longer than usual. We're sorry for the inconvenience and appreciate your patience and understanding



**Message Ambassador**  
Message Ambassador

When you contact support, you agree to the support [Service Agreement terms](#).

Microsoft Support - 1023839998 x +

Microsoft Support

undefined

Jere June 9, 2021, 10:19 am

Hello Jere!  
Thank you for contacting us. My name is Adeyemi and I'm a Microsoft Ambassador.

To maximize your support experience, please refrain from closing this browser on your end and stay in front of the computer all the time. For your security, please do not provide sensitive information such as product keys, passwords and credit card information on this chat box.

How can I help you today?

Adeyemi June 9, 2021, 10:19 am

Thank you again for reaching out to Microsoft Support.  
We are always here for you and happy to help.

You can chat back into support at any time using this link:  
<https://support.microsoft.com/contactus>

Also, as a future reference if you ever wish to access your case again, your ticket number is 1023839998.

Have a nice day!

Microsoft June 9, 2021, 10:21 am

# What if I already have antivirus software?

- MDA turns itself **OFF** if it identifies the activation of:
  - other antivirus software,
  - or associated software.
- If you later decide to turn **OFF** the alternative software,
  - MDA will turn itself back **ON**
    - to ensure the PC remains protected.
- **Malwarebytes**
- run both at once
  - In Malwarebytes, open Settings,
  - click the “Security” tab,
  - disable the “Always register Malwarebytes in the Windows Security Center” option.
- With this option disabled, Malwarebytes won’t register itself as the system’s security application and both Malwarebytes and Windows Defender will run at the same time.







'Make Use Of' article

<https://bit.ly/2RB9u9K>

## Protection

Protection against malware infections  
(such as viruses, worms or Trojan horses)

[More information](#)

	Industry average	January	February
<b>Protection against 0-day malware attacks, inclusive of web and e-mail threats (Real-World Testing)</b> 258 samples used	 98.8%	 100%	 100%
<b>Detection of widespread and prevalent malware discovered in the last 4 weeks (the AV-TEST reference set)</b> 9,972 samples used	 100%	 100%	 100%
<b>Protection Score</b>	<b>6.0/6.0</b>		



Association of Personal Computer  
User Groups

# The End or Just the Beginning



Association of Personal Computer  
User Groups

- Copy of this Presentation:
- [jminich@apcug.org](mailto:jminich@apcug.org)



Thanks for the opportunity to share with you.



Association of Personal Computer  
User Groups



Association of Personal Computer  
User Groups