

APPS FOR CONTROLLING AND VIEWING USB WEBCAMS

by Francis Chao

fchao2@yahoo.com



**Web location for this
presentation**

<http://aztcs.apcug.org>

Click on "Meeting Notes"

SUMMARY

- Using a USB Webcam and various the free and not-free software apps in a "Windows..", Mac, or Linux computer is the lowest-cost way for you to have a motion detection security system that records video and sound and optionally can notify you via email or text messages.

TOPICS

- Three free and partially-free software apps
- Steps for setting them up
- Live demonstrations of these systems in action

VIDEO SOFTWARE OPTIONS

- Four free and sort-of-free software options for controlling and recording from your USB cameras:
"Camera"
"ContaCam"
"iSpy"
"Agent DVR"

VIDEO SOFTWARE OPTIONS (continued)

- Selecting between the 4 apps:
Select "**Camera**" if you want to make some occasional recordings because it is a software app that you already have in a "Windows.." computer.
Select "**ContaCam**" if you want to send motion event notifications via email and/or cell phone text messages for free (if you can stand being repeatedly reminded that you never donated to them).

VIDEO SOFTWARE OPTIONS

(continued)

- **"iSpy"** or **"Agent DVR"** is available for free for what they call "local use" but you have to pay monthly or yearly for an account at their cloud storage server at <http://ispyconnect.com> in Western Australia if you need email or cell phone text alerts via their SMTP email server (you cannot use your own email service's SMTP server) and/or remote access into your cameras from elsewhere on the Internet or via a cell phone and/or 24x7 storage and/or motion event storage.

VIDEO SOFTWARE OPTIONS (continued)

- **"Camera"** is bundled into Windows 8, 10, and 11. If you need to install or repair it, you can get it in the "Microsoft Store"
- **"ContaCam"** is sort-of free ("nagware") and it can be downloaded at contaware.com
- **"iSpy"** or **"Agent DVR"** can be downloaded at ispyconnect.com

VIDEO SOFTWARE OPTIONS (continued)

- "Camera" is bundled with "Windows.."
"ContaCam" is a "third party app".
"iSpy" is a "third party app".
"Agent DVR" is a "third party app".
- (Types of apps per Microsoft:
 1. Bundled apps
 2. Apps sold by Microsoft
 3. Third party apps provided by others)

VIDEO SOFTWARE OPTIONS (continued)

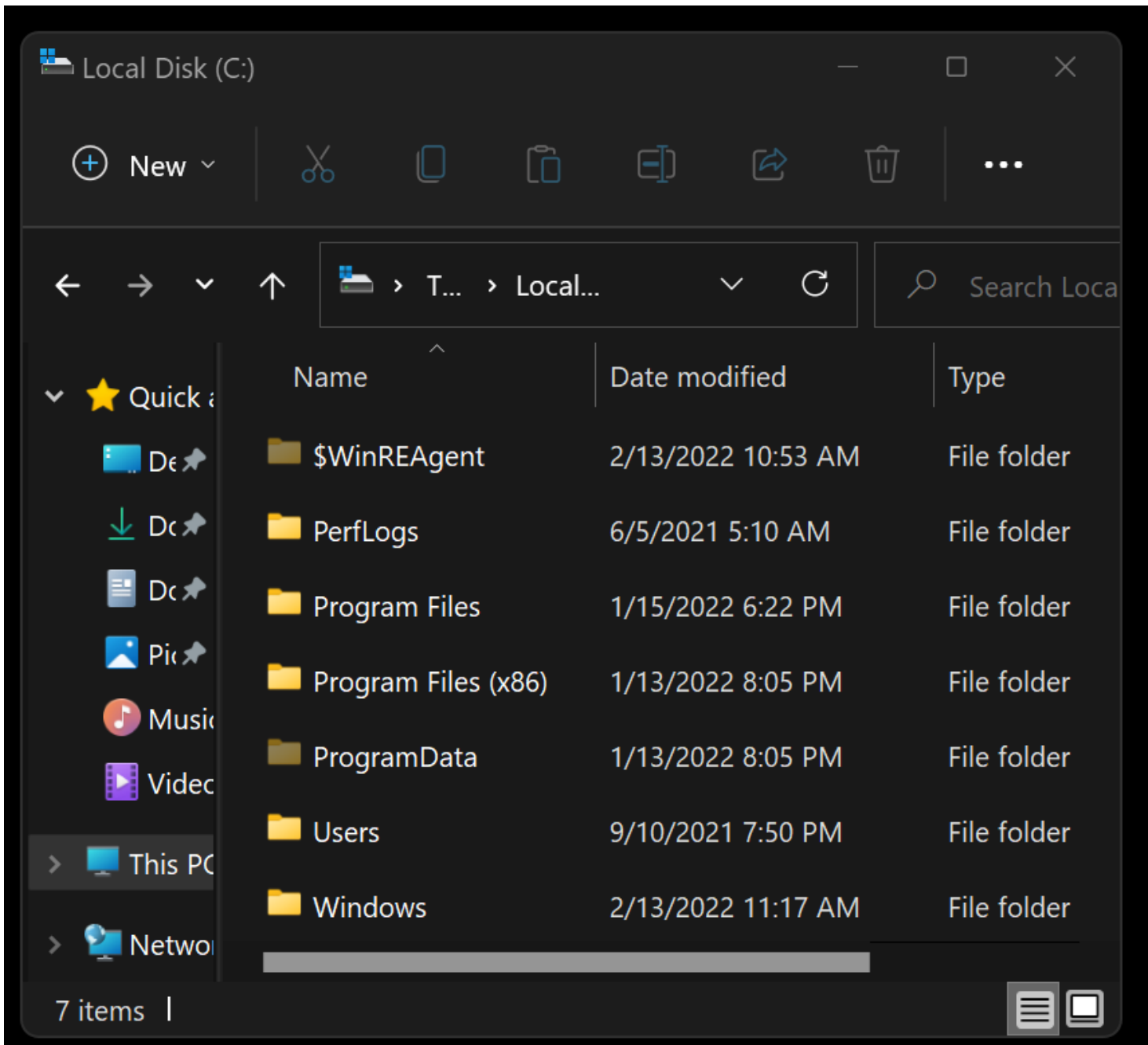
- "Camera" is a no-frills app that is bundled with "Windows..":
- "Camera" is a "Universal Windows Platform" app:
"UWP" = "Universal Windows Platform"
"UWP" apps originated as "Metro Screen Apps" in "Windows 8"
- "Camera" is called "Windows Camera" in the "Microsoft Store" in Windows 8, 10, & 11
- See https://aztcs.apcug.org/meeting_notes/winhardsig/email/UWP-vs-legacy-apps.pdf

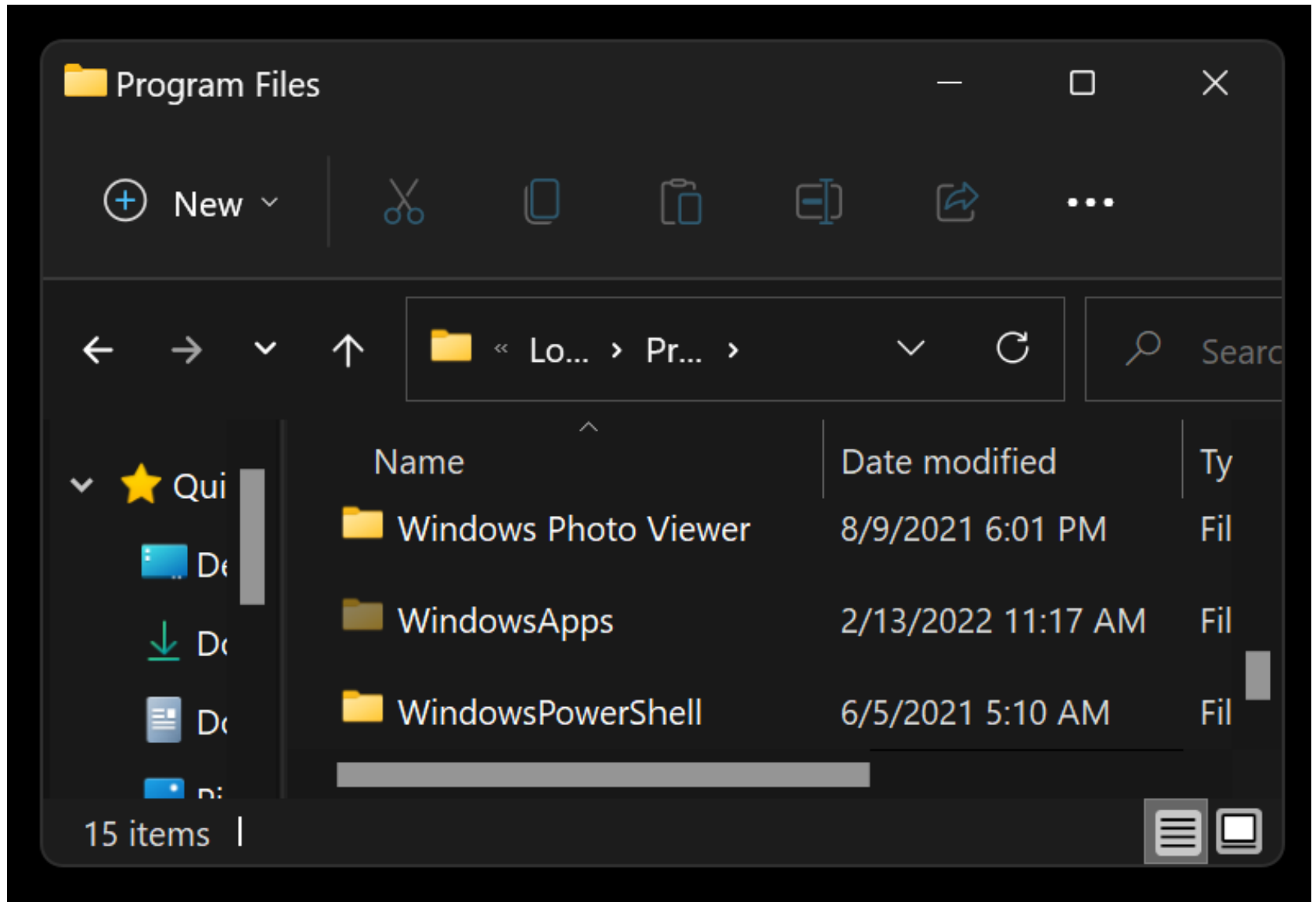
VIDEO SOFTWARE OPTIONS (continued)

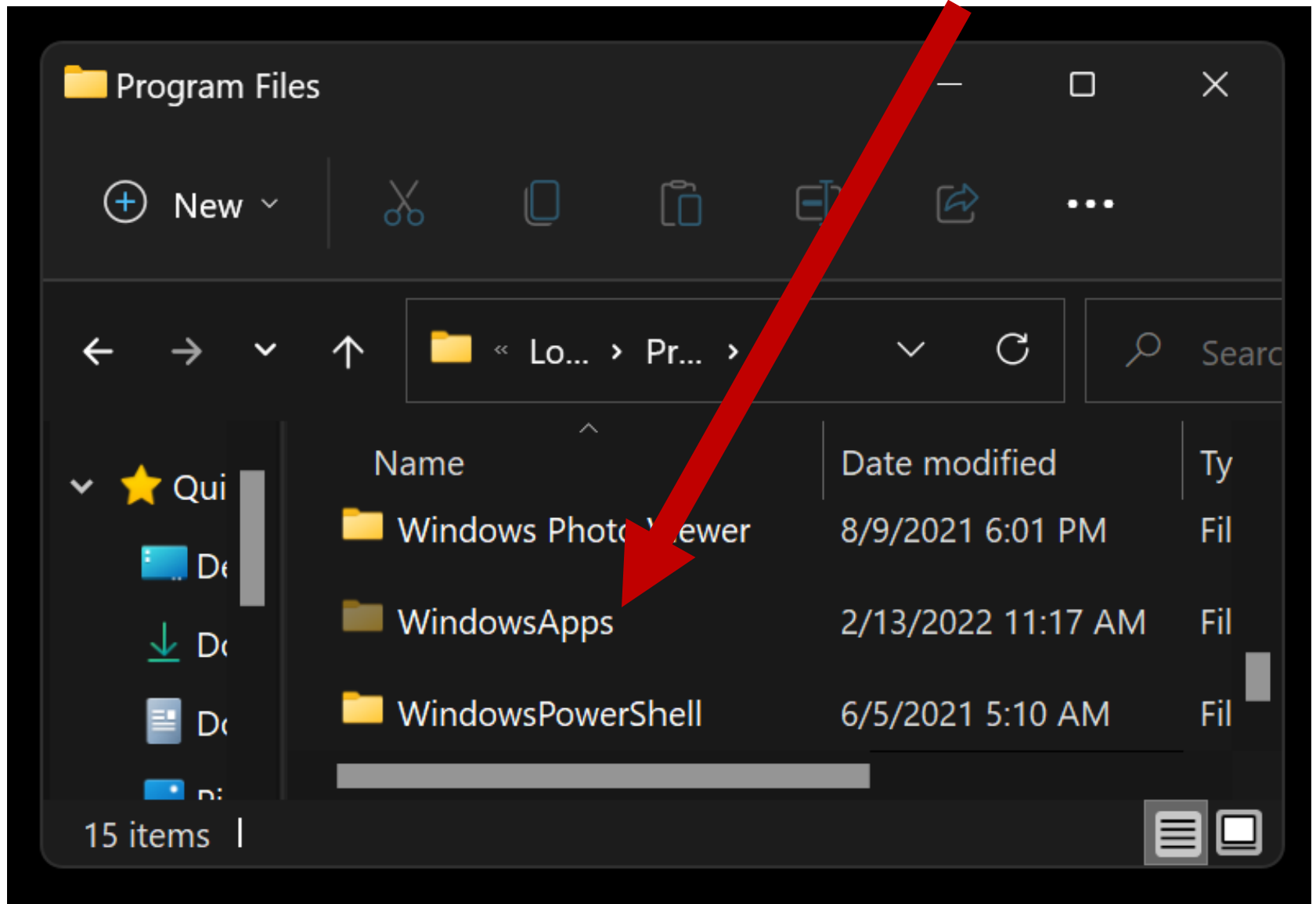
- Sometimes UWP apps are called "Windows Apps":
The free "Revo Uninstaller Portable" app refers to refers to "UWP apps" as "Windows Apps"
- See https://aztcs.apcug.org/meeting_notes/winhardsig/email/UWP-vs-legacy-apps.pdf

VIDEO SOFTWARE OPTIONS (continued)

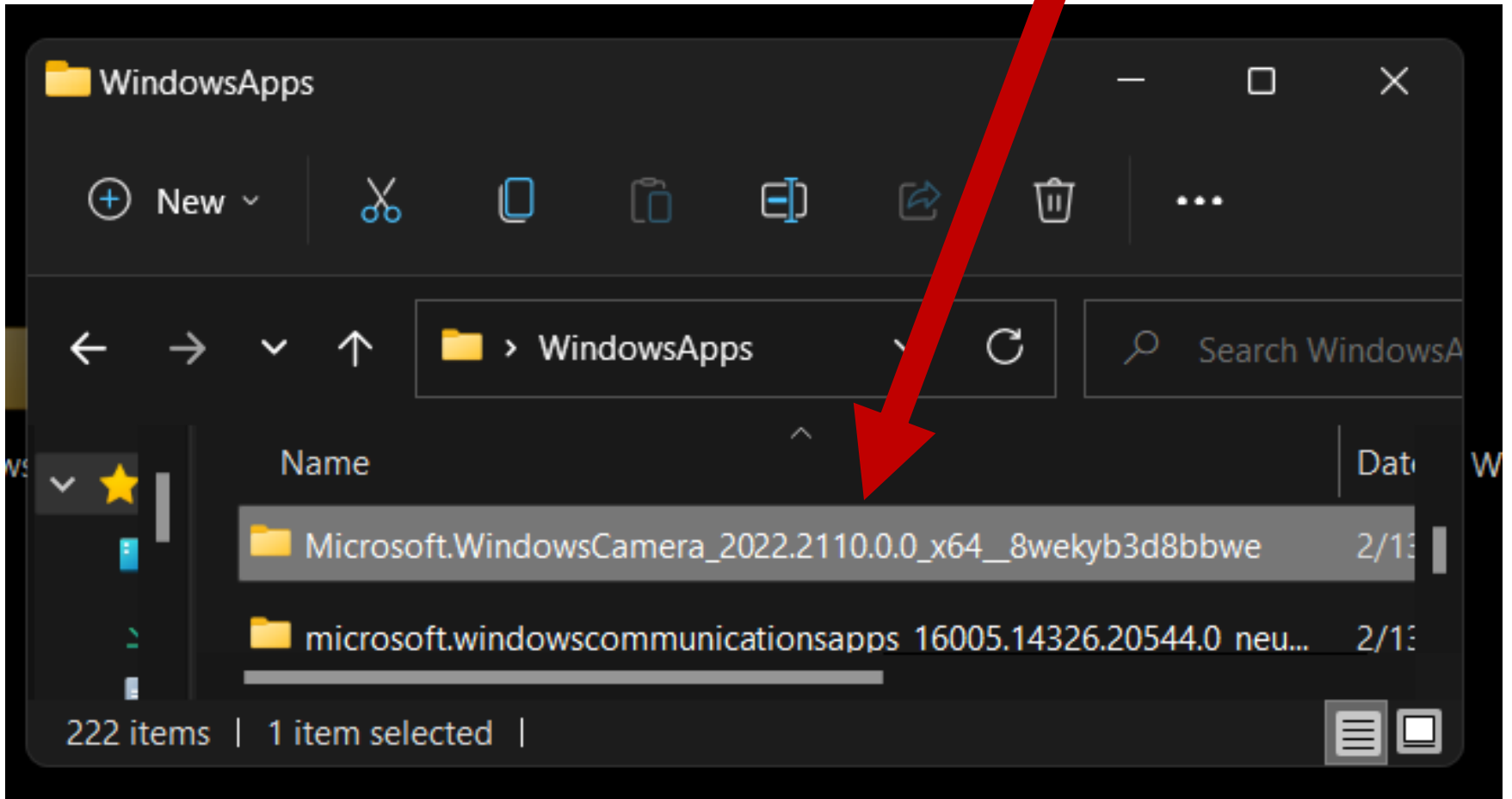
- Like all other UWP apps, "Camera" is located in the "WindowsApps" folder which is inside the "Program Files" folder in the C: drive:

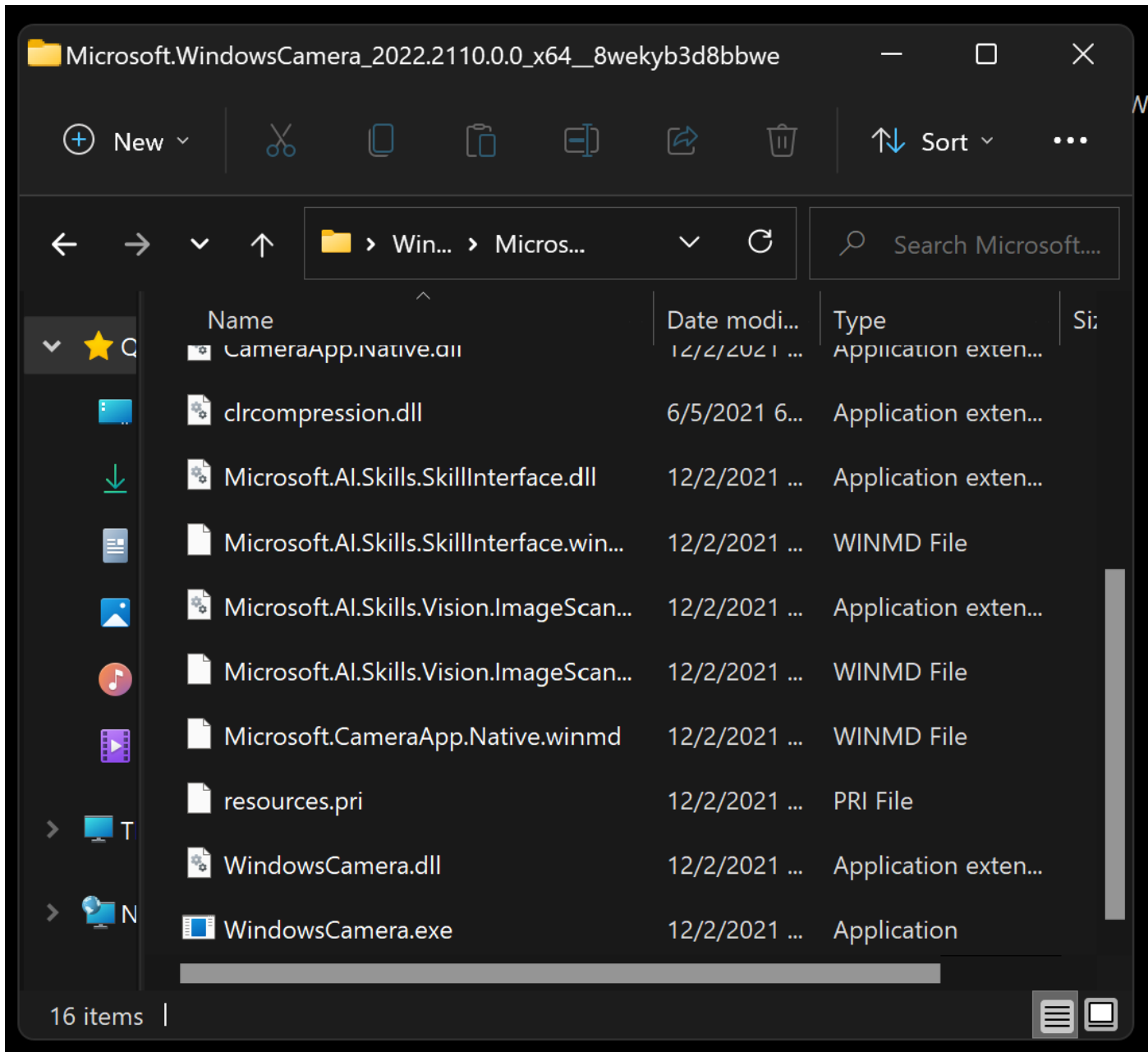


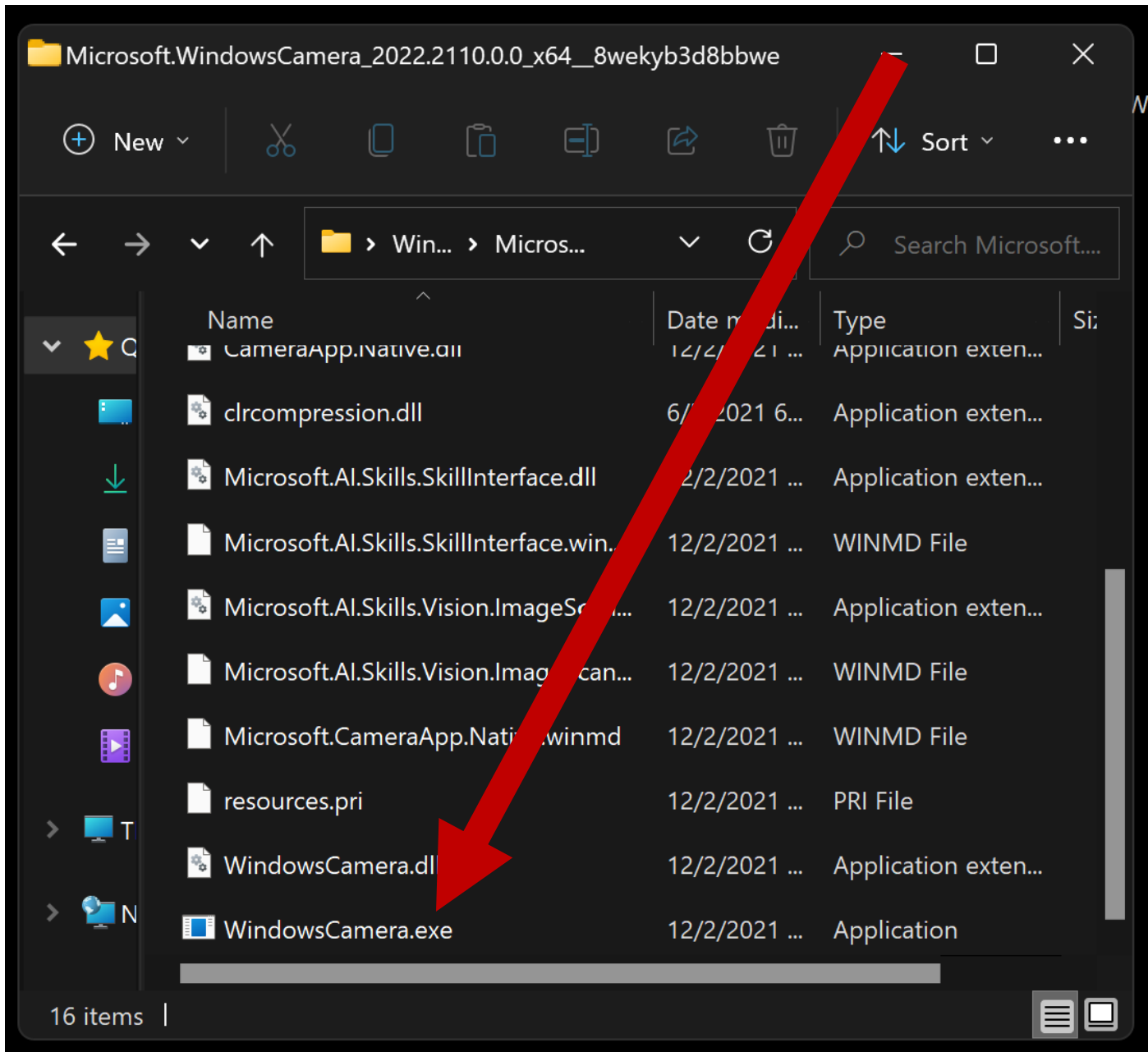




- Microsoft.WindowsCamera_2022.2110.0.0_neutral_~_8wekyb3d8bbwe
- Microsoft.WindowsCamera_2022.2110.0.0_neutral_split.scale-125_8wekyb3d8bbwe
- Microsoft.WindowsCamera_2022.2110.0.0_neutral_split.scale-150_8wekyb3d8bbwe
- Microsoft.WindowsCamera_2022.2110.0.0_neutral_split.scale-400_8wekyb3d8bbwe
- Microsoft.WindowsCamera_2022.2110.0.0_x64_8wekyb3d8bbwe









WindowsCamera.exe

VIDEO SOFTWARE OPTIONS (continued)

- 4 Ways to Open the Camera App in Windows 10:

<https://www.top-password.com/blog/open-the-camera-app-in-windows-10/>

VIDEO SOFTWARE OPTIONS (continued)

- "Camera" is a no-frills app that is bundled with "Windows..".
It cannot run in automatically start when you power up "Windows..".
- Unlike "Camera", the rest of the partially-free "third party" apps can automatically start and run in the background when you power up "Windows":
"Contacam", "iSpy", and "Agent UI"

VIDEO SOFTWARE OPTIONS (continued)

- The various apps for controlling and using Webcams do not get along with each other. If you use the bundled "Camera" app and you want to then use one of the "third party" apps for controlling a Webcam, you might have to reboot your computer before using one of the "third party" apps.

VIDEO SOFTWARE OPTIONS

(continued)

- "ContaCam" is a "conventional desktop app" that runs from an *.exe file.

(Use "Revo Uninstaller Portable" to cleanly remove it if and when you wish to remove it from your computer.

See

[https://aztcs.apcug.org/meeting_notes/winhardsi
g/uninstaller/RevoUninstallerPortable.pdf](https://aztcs.apcug.org/meeting_notes/winhardsi
g/uninstaller/RevoUninstallerPortable.pdf)

)

VIDEO SOFTWARE OPTIONS (continued)

- "iSpy" is a conventional desktop app that runs from an *.exe file.
(Use "Revo Uninstaller Portable" to cleanly remove it if and when you wish to remove it from your computer.
See
https://aztcs.apcug.org/meeting_notes/winhardsig/uninstaller/RevoUninstallerPortable.pdf
)

VIDEO SOFTWARE OPTIONS (continued)

- "Agent DVR" is a "Portable App" that is also a "Web App".

When you install it, it puts itself into
C:\Program Files\Agent\

and it also installs itself as a local Web server that provides a Web page for your default Web browser.

The local Web server that it creates has a local URL of
<http://localhost:8090>.

VIDEO SOFTWARE OPTIONS (continued)

Uninstalling "Agent UI"

If Agent is running as a service then stop the service (by clicking start - run and enter "services.msc". Find Agent in the list, right click it and click stop) and run agent-uninstall-service.bat in the Agent directory.

To remove Agent just delete the Agent directory (Agent is a portable application so doesn't install into the add/remove programs list in Windows). By default Agent is installed to C:\Program Files\Agent on Windows

VIDEO SOFTWARE OPTIONS (continued)

- Reference for the previous slide:
<https://www.ispyconnect.com/userguide-agent-dvr.aspx>

VIDEO SOFTWARE OPTIONS (continued)

- "ContaCam" is donationware from Contaware.com which is located in Switzerland (<https://www.contaware.com/support-contact.html>)
- (<https://www.contaware.com/manual-faqs/24-02-contacam-supported-hardware-software-and-protocols/57-supported-operating-systems.html#:~:text=ContaCam%20runs%20on%20Windows%207,the%2064%2Dbit%20OS%20version>)

VIDEO SOFTWARE OPTIONS (continued)

- "iSpy" and "Agent DVR" are freeware apps from ispyconnect.com which appears to be a subsidiary of developerinabox.com which is located in Western Australia <https://www.crunchbase.com/organization/developerinabox>

VIDEO SOFTWARE OPTIONS (continued)

- "iSpy" only runs in Windows..

Se

[https://www.ispyconnect.com/userguide.aspx#:~:te
xt=Choose%20a%20subscription.-
,Supported%20Operating%20Systems,Net%20v4
%20Framework](https://www.ispyconnect.com/userguide.aspx#:~:text=Choose%20a%20subscription.-,Supported%20Operating%20Systems,Net%20v4%20Framework)

for details.

VIDEO SOFTWARE OPTIONS (continued)

- "Agent UI" runs in both Windows, some distros of Linux, and OSX
([https://www.ispyconnect.com/userguide-agent-dvr.aspx#:~:text=Agent%20runs%20as%20a%20console,systems%20\(like%20Raspberry%20Pi\).&text=Once%20Agent%20is%20running%2C%20you,at%20http%3A%2F%2Flocalhost%3A8090](https://www.ispyconnect.com/userguide-agent-dvr.aspx#:~:text=Agent%20runs%20as%20a%20console,systems%20(like%20Raspberry%20Pi).&text=Once%20Agent%20is%20running%2C%20you,at%20http%3A%2F%2Flocalhost%3A8090))

VIDEO SOFTWARE OPTIONS (continued)

- For "iSpy" and "Agent DVR", their software is totally free but you cannot use your own Gmail account's SMTP server to send email and text alerts. You have to use ispyconnect.com's not-free SMTP email servers to send out alerts of motion events that are detected by iSpy and Agent UI to cell phones, computers, and Web sites to notify you of the motion events.
- A not-free subscription also allows you to store video clips of motion events.

VIDEO SOFTWARE OPTIONS (continued)

- "ContaCam" has an SMTP capability that works with any Gmail account.

Contaware does not provide you with storage for video events and recordings at their Web site.

Once you donate \$10 to Contaware, they do not require future payments.

Whether or not you donate \$10 to them,

"ContaCam" has an SMTP capability that works with any Gmail account.

STEPS FOR CONFIGURING ContaCam, iSpy, or Agent UI

- Obtain a USB Webcam and install it onto your Windows.. computer
- Test it by using the bundled "Camera" app in the "Windows.." computer

STEPS FOR CONFIGURING ContaCam, iSpy, or Agent UI (continued)

- Obtain a free email account that has a reliable "Simple Mail Transfer Protocol" server. We recommend a "Gmail" account.
- Use a Web browser to test the sending and receiving email messages with the free email account.

STEPS FOR CONFIGURING "iSpy" ContaCam, iSpy, or Agent UI (continued)

- Go to the designated Website and download and install the desired program into your Windows.. computer

STEPS FOR CONFIGURING ContaCam, iSpy, or Agent UI (continued)

- When you successfully connect a camera to your designated software app, the video picture of the camera will be shown in the box that represents the camera
- Click on "Camera Basic Settings" and give the camera a descriptive name
- Click on "To Subject Server" in "Camera Basic Settings"

STEPS FOR CONFIGURING ContaCam, iSpy, or Agent UI (continued)

- Fill in the appropriate email address(es) and cell phone email addresses (to send SMS text alerts)
- Fill in the SMTP server information
- Click on "OK"