

**2A--USING "PHONE LINK" IN
WINDOWS 11 OR 10 AND WHEN
ANDROID PHONE IS CONNECTED
VIA Wi-Fi TO A LOCAL ROUTER**

by Francis Chao

fchao2@yahoo.com



Web location for this
presentation:

<http://aztcs.apcug.org>

Click on

"Meeting Notes"


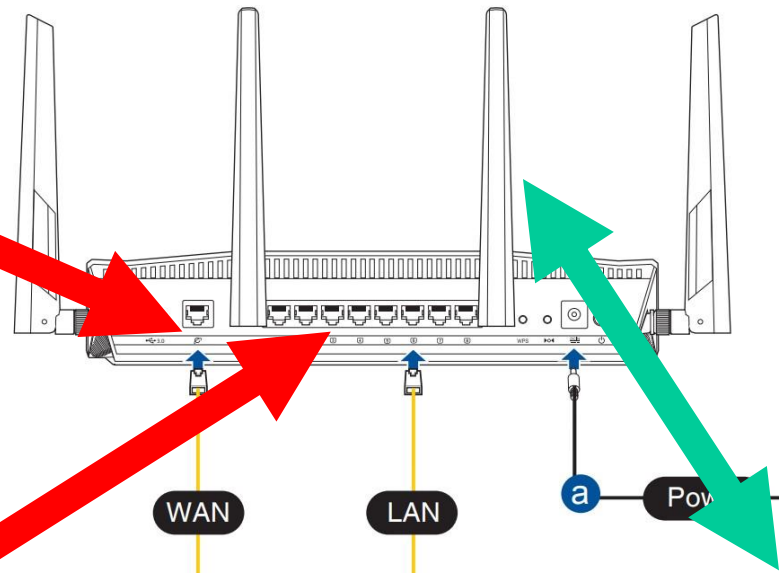
SUMMARY

When using "Phone Link" in Windows 11 or 10 to connect to "Link to Windows" in an Android cell phone, the most popular way to connect the cell phone to a local router is to use it's Wi-Fi capability.

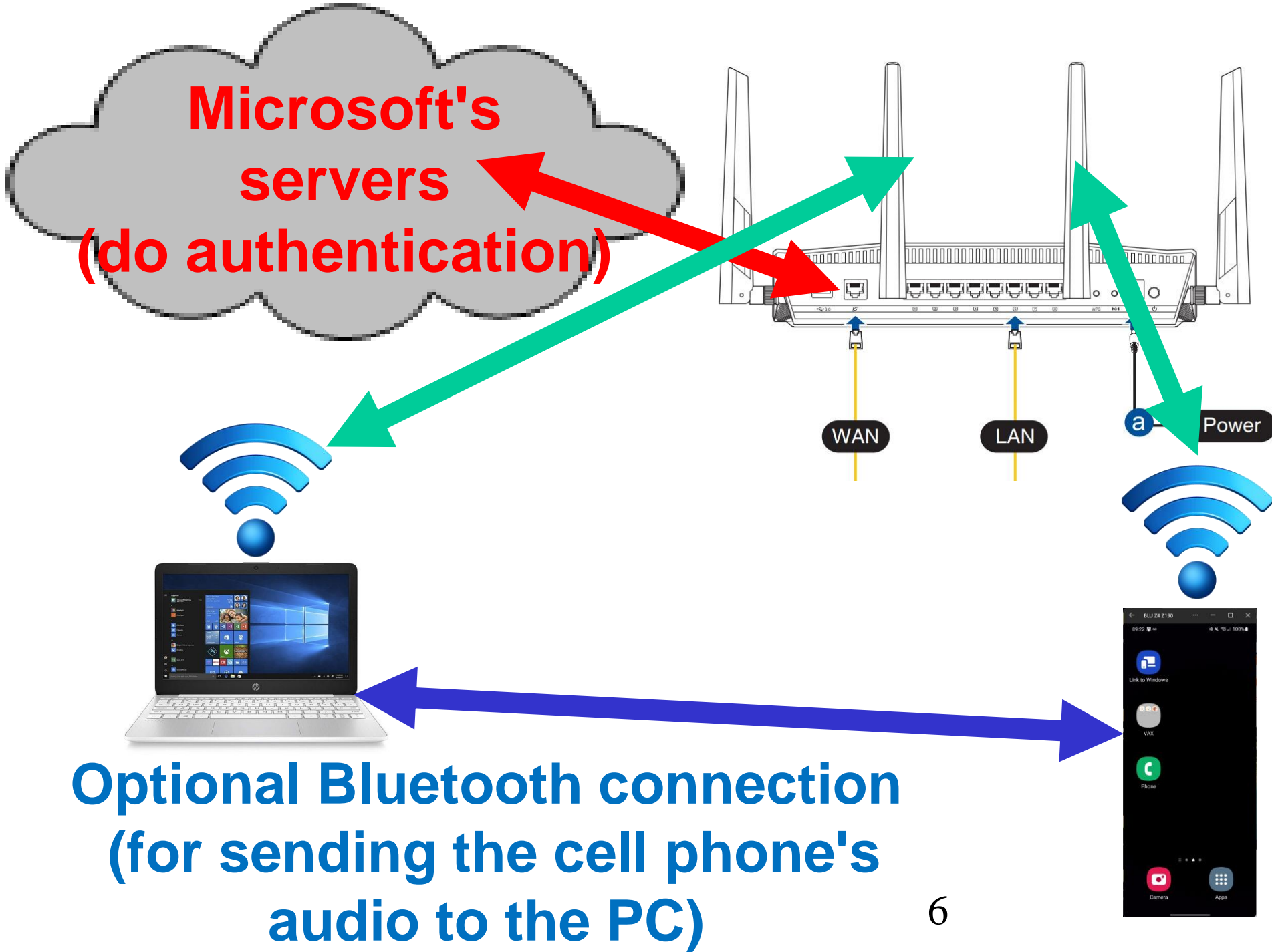
TOPICS

- The "Link to Windows" app inside a cell phone will default to a Wi-Fi connection to the local router if your Windows 11 or 10 computer is already connected to the local router

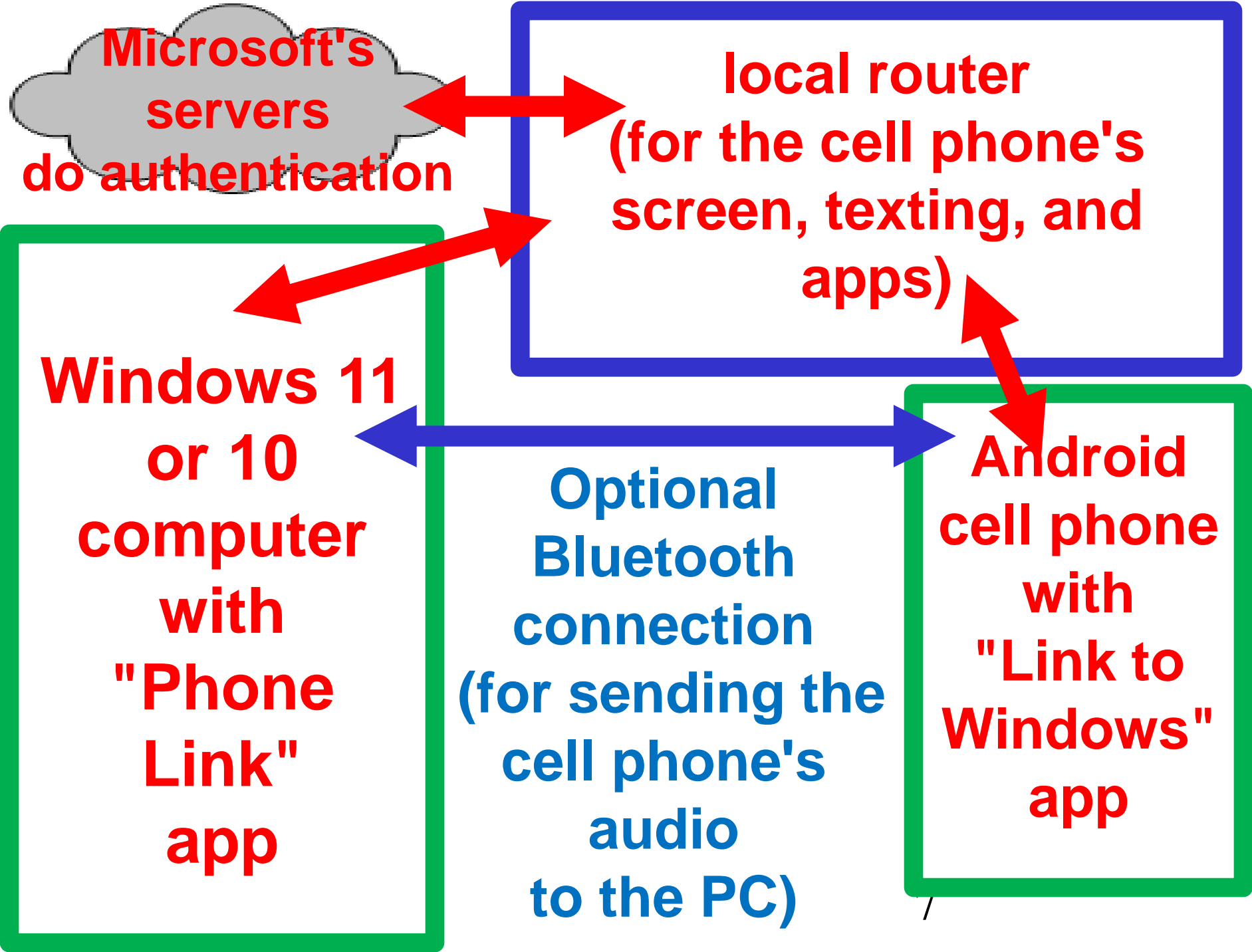
**Microsoft's
servers
(do authentication)**



**Optional Bluetooth connection
(for sending the cell phone's
audio to the PC)**



**Optional Bluetooth connection
(for sending the cell phone's
audio to the PC)**



Wi-Fi SETTINGS TO SET PRIOR TO USING "LINK TO WINDOWS" IN AN ANDROID CELL PHONE

- The computer and the cell phone DO NOT HAVE TO CONNECT TO THE SAME Wi-Fi wireless access point in the local router

Wi-Fi SETTINGS TO SET PRIOR TO USING "LINK TO WINDOWS" IN AN ANDROID CELL PHONE (continued)

- However, neither the computer nor the cell phone can connect to a "Guest" "Wireless Access Point" in the local router

Wi-Fi SETTINGS TO SET PRIOR TO USING "LINK TO WINDOWS" IN AN ANDROID CELL PHONE (continued)

- The computer can connect to a 6-GHz "Wi-Fi 6E" wireless access point while the cell phone can connect to a 5-GHz "Wi-Fi 6" wireless access point, as long as both wireless access points reside in the same router.

Wi-Fi SETTINGS TO SET PRIOR TO USING "LINK TO WINDOWS" IN AN ANDROID CELL PHONE (continued)

- The computer can connect to a 5-GHz "Wi-Fi 6" wireless access point while the cell phone can connect to a 6-GHz "Wi-Fi 6E" wireless access point, as long as both wireless access points reside in the same router.