

USING A CELL PHONE TO PROVIDE A VIRTUAL VIDEO CAMERA AND TETHERED INTERNET FOR A WINDOWS.. PC

by Francis Chao
fchao2@yahoo.com

TuCSon COMPUTER
SOCIETY

TMUG
TUCSON
MACINTOSH
USERS GROUP


apcug

Web location for this
presentation:

<http://aztcs.org>

Click on

“Meeting Notes”

SUMMARY

You can use an app in a cell phone and an app on a computer so that the camera in the cell phone acts like a real camera for the computer.

You can use Wi-Fi or a USB cable to tether a cell phone to a computer so that the computer can provide an Internet connection for the computer.

You can use both of the above at the same time with an Android cell phone

TOPICS

- A

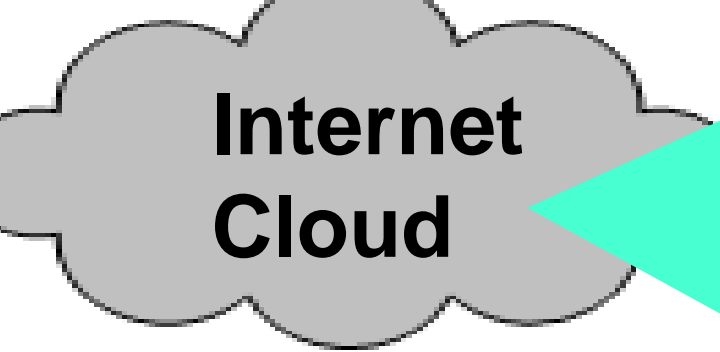
TWO POSSIBLE CONFIGURATIONS

- Configuration 1:
Connect the cell phone to the computer using a USB cable
- Configuration 2:
Connect the cell phone to the computer using an existing Wi-Fi router or access point

TWO POSSIBLE CONFIGURATIONS

(continued)


- Configuration 1:
Connect the cell phone to the computer using a USB cable:



**Internet
Cloud**

**Cell tower
with cell
company's
optional
Data Plan**

Computer




**Windows.. or
MacOS App
Provided by
Irium or
Droidcam**

**Virtual
camera
"seen" by the
operating
system of the
computer**


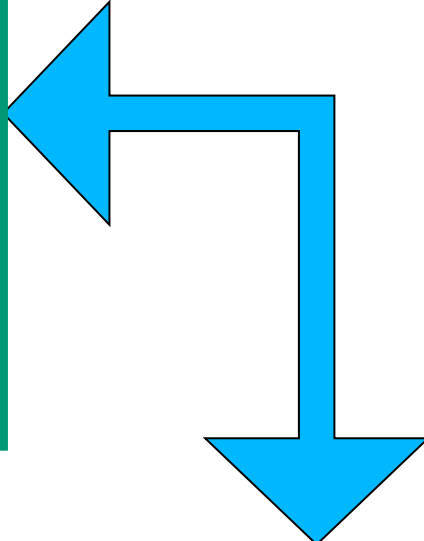

**Virtual
Ethernet
connection
"seen" by the
operating
system of the
computer**

**iPhone or
Android
cell phone**



**Webcam
Transfer App
Provided by
Irium or
Droidcam**

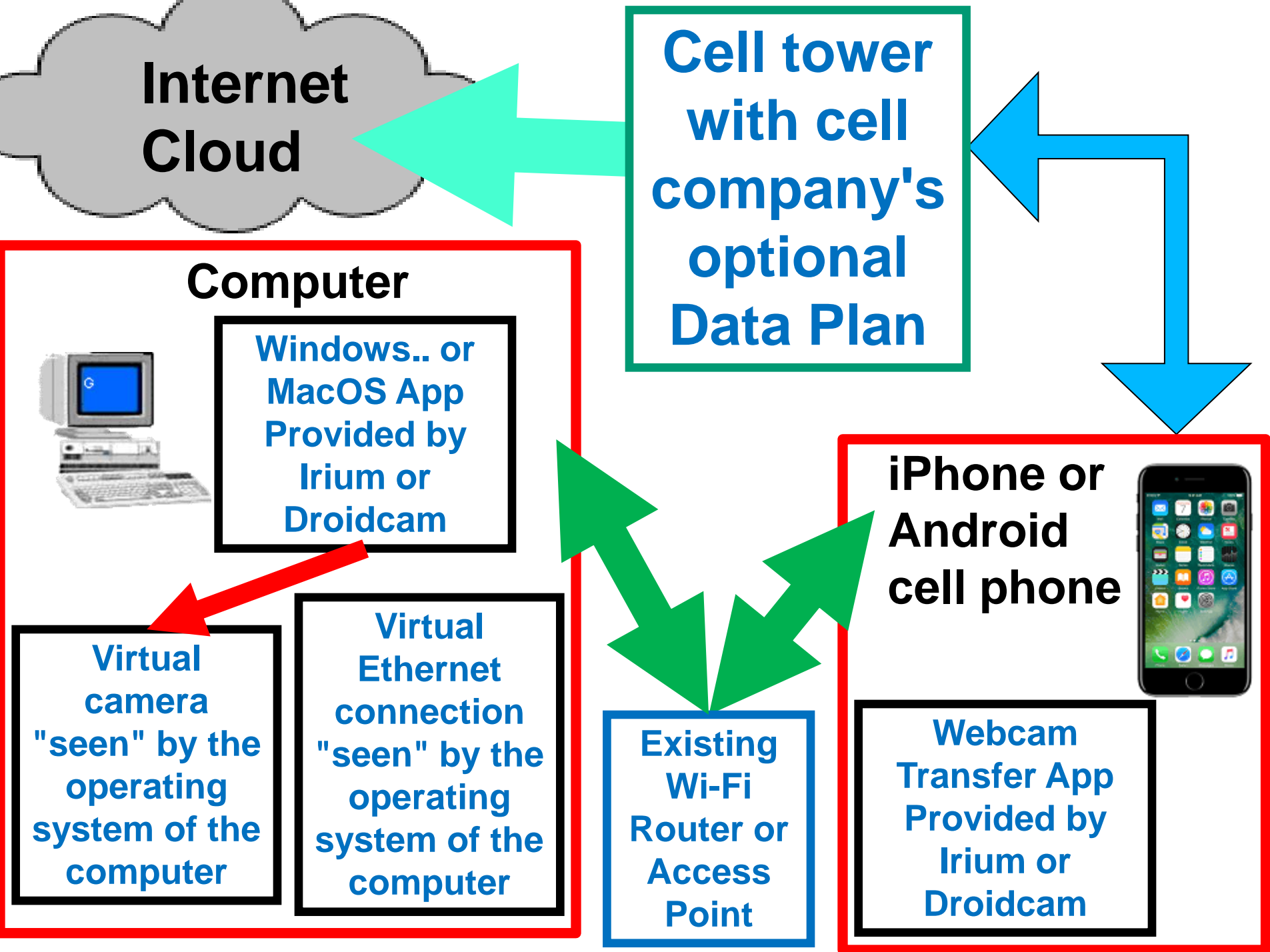
**Cell phone to
USB A or
USB C cable**



TWO POSSIBLE CONFIGURATIONS

(continued)

- Configuration 2:
Connect the cell phone to the computer using using an existing Wi-Fi router or access point



Details..

- Two ..