

2B- MAKING A BOOTABLE "CLONEZILLA LIVE" CD OR BOOTABLE USB THUMB DRIVE

by Francis Chao
fchao2@yahoo.com



Web location for this
presentation:

<http://aztcs.apcug.org>

Click on "Meeting Notes"
or contact

fchao2@yahoo.com

SUMMARY

Here is how you can create either a "CLONEZILLA LIVE" CD or DVD or a "CLONEZILLA LIVE" bootable USB flash drive.

TOPICS

- Downloading the "Clonezilla Live" .ISO file
- Making a Bootable USB Thumb drive from the Clonezilla *.ISO file
- Or, using the "Clonezilla Live" ISO file to make a bootable CD-R* disk or a bootable DVD-R* disc

DOWNLOAD THE "CLONEZILLA LIVE" .ISO FILE

- From inside a Linux computer, start up any Web browser:



21:18

DOWNLOAD THE "CLONEZILLA LIVE" .ISO FILE (continued)

- Go to
clonezilla.org



New Tab ×

m Firefox Privacy Notice — Mo X +



Search or enter address



Import bookmarks... Getting Started



Firefox

Search with Google or enter address



Amazon
Sponsored



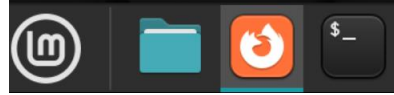
Expedia
Sponsored



YouTube



Facebook





New Tab

Firefox Privacy Notice — McX



clonezilla.org



Import bookmarks... Getting Started



Firefox



Search with Google or enter address



Amazon Sponsored



Expedia Sponsored



YouTube



Facebook

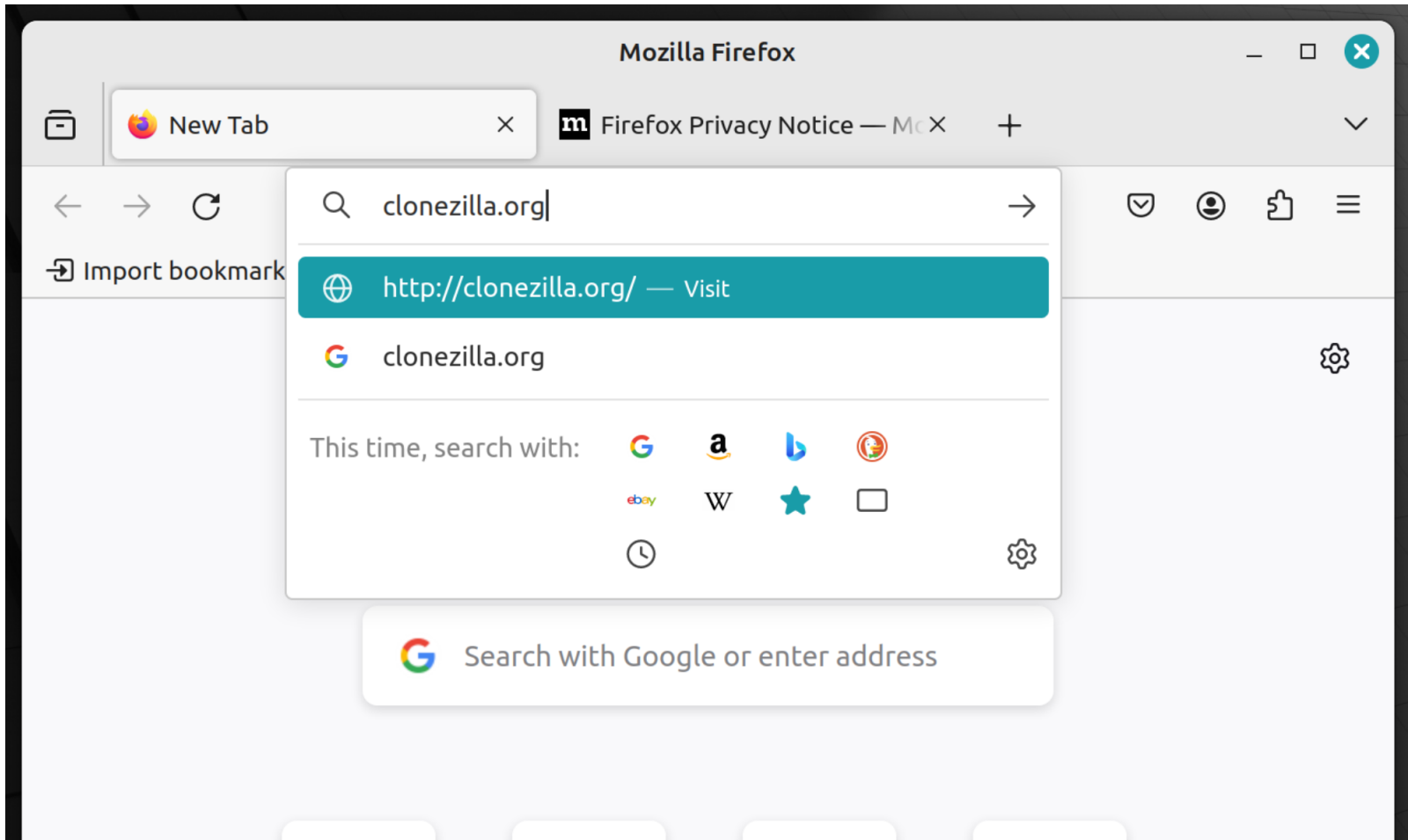


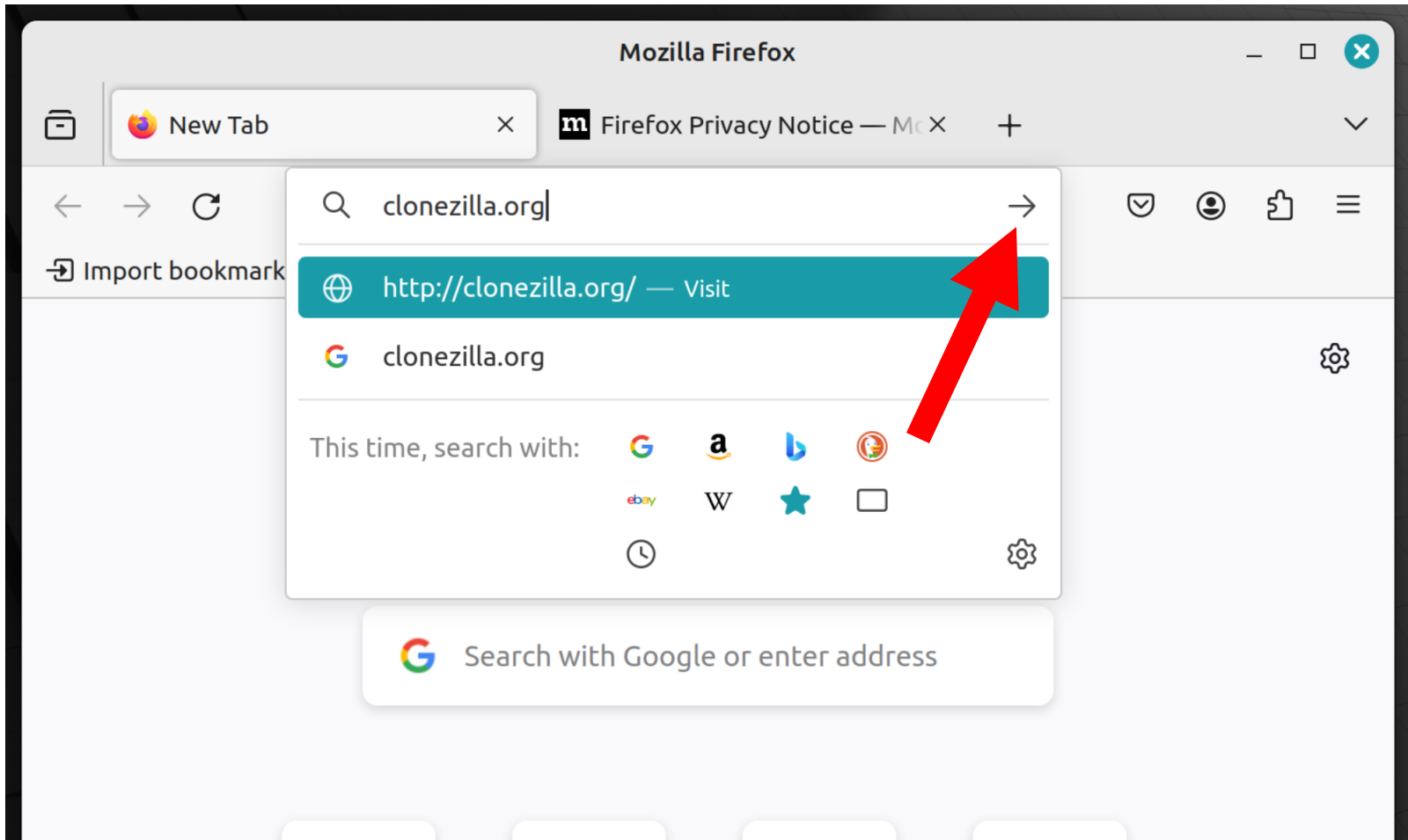


clonezilla.org

DOWNLOAD THE
"CLONEZILLA LIVE" *.ISO FILE
(continued)

- Click on the right arrow in the Web location box:





DOWNLOAD THE "CLONEZILLA LIVE" ISO FILE (continued)

- Scroll vertically downward and read the pertinent information:

[Live Docs](#)[Server Edition](#)[Download](#)[CD/USB key vendors](#)[DRBL-winroll](#)[Related LiveCD](#)[Testimonials](#)[Lecture Materials](#)[Related Articles](#)[Partners](#)[FAQ/Q&A](#)[Forum](#)[Mailing Lists](#)[Developers](#)[Contributors](#)[Related links](#)

program similar to [True Image®](#) or [Norton Ghost®](#). It helps you to do system deployment, bare metal backup and recovery. Three types of Clonezilla are available, [Clonezilla live](#), [Clonezilla lite server](#), and [Clonezilla SE \(server edition\)](#). Clonezilla live is suitable for single machine backup and restore. While Clonezilla lite server or SE is for massive deployment, it can clone many (40 plus!) computers simultaneously. Clonezilla saves and restores only used blocks in the hard disk. This increases the clone efficiency. With some high-end hardware in a 42-node cluster, a

Start Download

This website uses cookies to ensure you get the best experience on our website. [Learn more](#)

Got it!



21:25

DOWNLOAD THE "CLONEZILLA LIVE" .ISO FILE (continued)

- Click on "Got it!":



- [Live Docs](#)
- [Server Edition](#)
- [Download](#)
- [CD/USB key vendors](#)
- [DRBL-winroll](#)
- [Related LiveCD](#)
- [Testimonials](#)
- [Lecture Materials](#)
- [Related Articles](#)
- [Partners](#)
- [FAQ/Q&A](#)
- [Forum](#)
- [Mailing Lists](#)
- [Developers](#)
- [Contributors](#)
- [Related links](#)

program similar to [True Image®](#) or [Norton Ghost®](#). It helps you to do system deployment, bare metal backup and recovery. Three types of Clonezilla are available, [Clonezilla live](#), [Clonezilla lite server](#), and [Clonezilla SE \(server edition\)](#). Clonezilla live is suitable for single machine backup and restore. While Clonezilla lite server or SE is for massive deployment, it can clone many (40 plus!) computers simultaneously. Clonezilla saves and restores only used blocks in the hard disk. This increases the clone efficiency. With some high-end hardware in a 42-node cluster, a

Start Download

Search Maestro

This website uses cookies to ensure you get the best experience on our website. [Learn more](#)

Got it!





Clonezilla

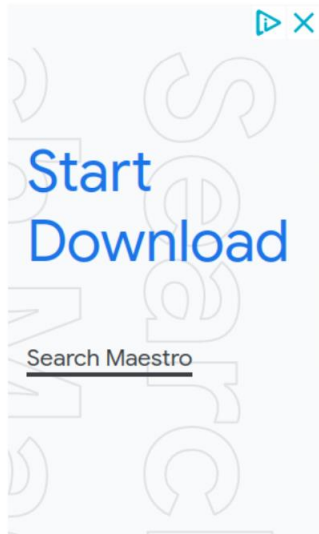
The Free and Open Source Software for Disk [Imaging](#) and [Cloning](#)

[About](#)[News](#)[Screenshots](#)[Live CD/USB](#)[Live Docs](#)[Server Edition](#)[Download](#)[CD/USB key vendors](#)[DRBL-winroll](#)[Related LiveCD](#)[Testimonials](#)[Lecture Materials](#)[Related Articles](#)[Partners](#)[FAQ/Q&A](#)[Forum](#)[Mailing Lists](#)[Developers](#)

What is Clonezilla?

Clonezilla is a partition and disk imaging/cloning program similar to [True Image®](#) or [Norton Ghost®](#). It helps you to do system deployment, bare metal backup and recovery. Three types of Clonezilla are available, [Clonezilla live](#), [Clonezilla lite server](#), and [Clonezilla SE \(server edition\)](#).

Clonezilla live is suitable for single machine backup and restore. While Clonezilla lite server or SE is for massive deployment, it can clone many (40 plus!) computers simultaneously. Clonezilla saves and restores only used blocks in the hard disk. This increases the clone efficiency.

[Step-by-step docs](#)

Some system reports require your attention





Start
Download

Search Maestro

Features:

- Many File systems are supported: (1) ext2, ext3, ext4, reiserfs, reiser4, xfs, jfs, btrfs, f2fs and nilfs2 of GNU/Linux, (2) FAT12, FAT16, FAT32, exFAT and NTFS of MS Windows, (3) HFS+ and APFS of Mac OS, (4) UFS of FreeBSD, NetBSD, and OpenBSD, (5) minix of Minix, and (6) VMFS3 and VMFS5 of VMWare ESX. Therefore you can clone GNU/Linux, MS windows, Intel-based Mac OS, FreeBSD, NetBSD, OpenBSD, Minix, VMWare ESX and Chrome OS/ Chromium OS, no matter it's 32-bit (x86) or 64-bit (x86-64) OS. For these file systems, only used blocks in partition are saved and restored by [Partclone](#). For unsupported file system, sector-to-sector copy is done by [dd](#) in Clonezilla.
- **LVM2** (LVM version 1 is not) under GNU/Linux is supported.

Download



21:30



Download

473,423 Pageviews
Feb 12th - Mar 12th

- Both [MBR](#) and [GPT](#) partition formats of hard drive are supported. Clonezilla live also can be booted on a [BIOS](#) or [uEFI](#) machine.
- Unattended mode is supported. Almost all steps can be done via commands and options. You can also use [a lot of boot parameters](#) to customize your own imaging and cloning.
- One image restoring to multiple local devices is supported.
- Image could be encrypted. This is done with [ecryptfs](#), a POSIX-compliant enterprise cryptographic stacked filesystem.
- **Multicast** is supported in Clonezilla SE, which is suitable for massive clone. You can also remotely use it to save or restore a bunch of computers if PXE and Wake-on-LAN are supported in your clients.
- **Bittorrent (BT)** is supported in Clonezilla lite server, which is suitable for massive deployment. The job for BT mode is done by [Ezio](#).





- Based on [Partclone](#) (default), [Partimage](#) (optional), [ntfsclone](#) (optional), or dd to image or clone a partition. However, Clonezilla, containing some other programs, can save and restore not only partitions, but also a whole disk.
- By using another free software [drbl-winroll](#), which is also developed by us, the hostname, group, and SID of cloned MS windows machine can be automatically changed.

Minimum System Requirements for Clonezilla live:

- X86 or x86-64 processor
- 196 MB of system memory (RAM)
- Boot device, e.g. CD/DVD Drive, USB port, PXE, or hard drive

Limitations:

- The destination partition must be equal or larger than the source one.





Limitations:

- The destination partition must be equal or larger than the source one.
- Differential/incremental backup is not implemented yet.
- Online imaging/cloning is not implemented yet. The partition to be imaged or cloned has to be unmounted.
- Due to the image format limitation, the image can not be explored or mounted. You can NOT recovery single file from the image. However, you still have workaround to make it, read [this](#).
- Recovery Clonezilla live with multiple CDs or DVDs is not implemented yet. Now all the files have to be in one CD or DVD if you choose to create the recovery iso file.

License:



DOWNLOAD THE "CLONEZILLA LIVE" ISO FILE (continued)

- Page or scroll vertically upward back to the top of the Web page:



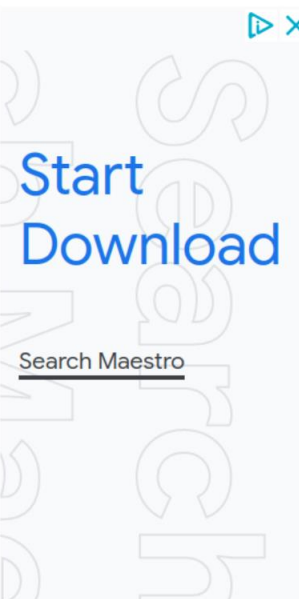
Clonezilla

The Free and Open Source Software for Disk [Imaging](#) and [Cloning](#)

[About](#)[News](#)[Screenshots](#)[Live CD/USB](#)[Live Docs](#)[Server Edition](#)[Download](#)[CD/USB key vendors](#)[DRBL-winroll](#)[Related LiveCD](#)[Testimonials](#)[Lecture Materials](#)[Related Articles](#)[Partners](#)[FAQ/Q&A](#)[Forum](#)[Mailing Lists](#)[Developers](#)

What is Clonezilla?

Clonezilla is a partition and disk imaging/cloning program similar to [True Image®](#) or [Norton Ghost®](#). It helps you to do system deployment, bare metal backup and recovery. Three types of Clonezilla are available, [Clonezilla live](#), [Clonezilla lite server](#), and [Clonezilla SE \(server edition\)](#). Clonezilla live is suitable for single machine backup and restore. While Clonezilla lite server or SE is for massive deployment, it can clone many (40 plus!) computers simultaneously. Clonezilla saves and restores only used blocks in the hard disk. This increases the clone efficiency. With

[Step-by-step docs](#)

DOWNLOAD THE "CLONEZILLA LIVE" ISO FILE (continued)

- Use the LEFT mouse button to click on "Download":



Clonezilla

The Free and Open Source Software for Disk [Imaging](#) and [Cloning](#)

[About](#)

[News](#)

[Screenshots](#)

[Live CD/USB](#)

[Live Docs](#)

[Server Edition](#)

[Download](#)

[CD/USB key vendors](#)

[DRBL-winroll](#)

[Related LiveCD](#)

[Testimonials](#)

[Lecture Materials](#)

[Related Articles](#)

[Partners](#)

[FAQ/Q&A](#)

[Forum](#)

[Mailing Lists](#)

[Developers](#)

What is Clonezilla?

Clonezilla is a partition and disk imaging/cloning program similar to [True Image®](#) or [Norton Ghost®](#). It helps you to do system deployment, bare metal backup and recovery. Three types of Clonezilla are available, [Clonezilla live](#), [Clonezilla lite server](#), and [Clonezilla SE \(server edition\)](#). Clonezilla live is suitable for single machine backup and restore. While Clonezilla lite server or SE is for massive deployment, it can clone many (40 plus!) computers simultaneously. Clonezilla saves and restores only used blocks in the hard disk. This increases the clone efficiency. With

[Step-by-step docs](#)

Start Download

Search Maestro



DOWNLOAD THE "CLONEZILLA LIVE" ISO FILE (continued)

- Use the left mouse button to click on "Stable":



Clonezilla

The Free and Open Source Software for Disk [Imaging](#) and [Cloning](#)

[About](#)

[News](#)

[Screenshots](#)

[Live CD/USB](#)

[Live Docs](#)

[Server Edition](#)

[Download](#)

[CD/USB key vendors](#)

[DRBL-winroll](#)

[Related LiveCD](#)

[Testimonials](#)

[Lecture Materials](#)

[Related Articles](#)

[Partners](#)

[FAQ/Q&A](#)

[Forum](#)

[Mailing Lists](#)

[Developers](#)

[Contributors](#)

[Related links](#)

Clonezilla Live Download

[Step-by-step docs](#)

Live release	Extra info	Other notes
alternative stable - 20240116-mantic	checksums , checksums gpg , changelog , known issue , release note	Ubuntu-based, ?
stable - 3.1.2-9	checksums , checksums gpg changelog , known issue , release note	Debian-based, ?
	checksums	

Start Download

Search Maestro





Clonezilla

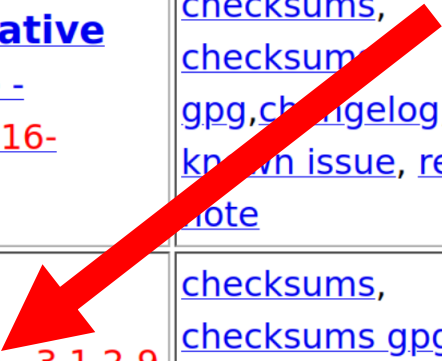
The Free and Open Source Software for Disk [Imaging](#) and [Cloning](#)

- [About](#)
- [News](#)
- [Screenshots](#)
- [Live CD/USB](#)
- [Live Docs](#)
- [Server Edition](#)
- [Download](#)
- [CD/USB key vendors](#)
- [DRBL-winroll](#)
- [Related LiveCD](#)
- [Testimonials](#)
- [Lecture Materials](#)
- [Related Articles](#)
- [Partners](#)
- [FAQ/Q&A](#)
- [Forum](#)
- [Mailing Lists](#)
- [Developers](#)
- [Contributors](#)
- [Related links](#)

Clonezilla Live Download

[Step-by-step docs](#)

Live release	Extra info	Other notes
alternative stable - 20240116-mantic	checksums , checksum , pgp , changelog , known issue , release note	Ubuntu-based, ?
stable - 3.1.2-9	checksums , checksums pgp , changelog , known issue , release note	Debian-based, ?
	checksums	



Start Download

Search Maestro



Clonezilla download



404 Not Found



https://clonezilla.org/downloads/download.p



Clonezilla

The Free and Open Source Software for Disk [Imaging](#) and [Cloning](#)

[About](#)

[News](#)

[Screenshots](#)

[Live CD/USB](#)

[Live Docs](#)

[Server Edition](#)

[Download](#)

[CD/USB key vendors](#)

[DRBL-winroll](#)

[Related LiveCD](#)

[Testimonials](#)

[Lecture Materials](#)

[Related Articles](#)

[Partners](#)

[FAQ/Q&A](#)

[Forum](#)

[Mailing Lists](#)

[Developers](#)

[Contributors](#)

Downloads

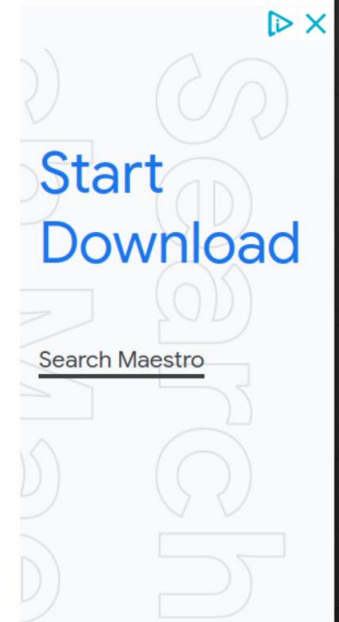
[Step-by-step docs](#)

To download Clonezilla live, select the following **CPU architecture** and **file type**, then click the **download button**:

Release branch: **stable**, Clonezilla live version: **3.1.2-9**

1. Select [CPU architecture](#):

2. Select [file type](#):



21:45

DOWNLOAD THE "CLONEZILLA LIVE" .ISO FILE (continued)

- Click on the Drop Down List button:



Clonezilla

The Free and Open Source Software for Disk [Imaging](#) and [Cloning](#)

[About](#)

[News](#)

[Screenshots](#)

[Live CD/USB](#)

[Live Docs](#)

[Server Edition](#)

[Download](#)

[CD/USB key vendors](#)

[DRBL-winroll](#)

[Related LiveCD](#)

[Testimonials](#)

[Lecture Materials](#)

[Related Articles](#)

[Partners](#)

[FAQ/Q&A](#)

[Forum](#)

[Mailing Lists](#)

[Developers](#)

[Contributors](#)

Downloads

[Step-by-step docs](#)

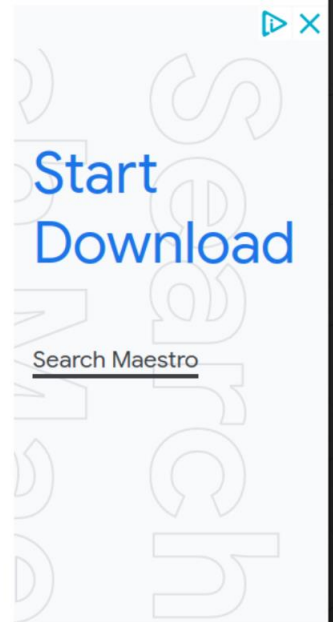
To download Clonezilla live, select the following **CPU architecture** and **file type**, then click the **download button**:

Release branch: **stable**, Clonezilla live version: **3.1.2-9**

1. Select [CPU architecture](#): amd64

2. Select [file type](#): zip

Download



DOWNLOAD THE "CLONEZILLA LIVE" ISO FILE (continued)

- Click on "iso" in the drop down list:



Clonezilla

The Free and Open Source Software for Disk [Imaging](#) and [Cloning](#)

[About](#)

[News](#)

[Screenshots](#)

[Live CD/USB](#)

[Live Docs](#)

[Server Edition](#)

[Download](#)

[CD/USB key vendors](#)

[DRBL-winroll](#)

[Related LiveCD](#)

[Testimonials](#)

[Lecture Materials](#)

[Related Articles](#)

[Partners](#)

[FAQ/Q&A](#)

[Forum](#)

[Mailing Lists](#)

[Developers](#)

[Contributors](#)

Downloads

[Step-by-step docs](#)

To download Clonezilla live, select the following **CPU architecture** and **file type**, then click the **download button**:

Release branch: **stable**, Clonezilla live version: **3.1.2-9**

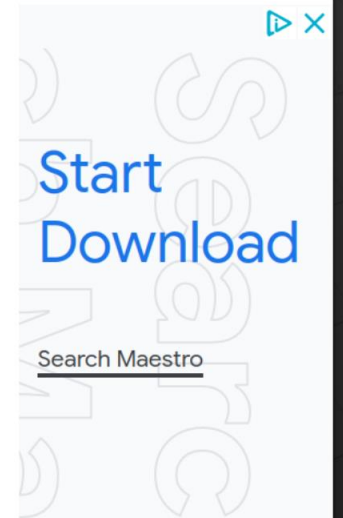
1. Select [CPU architecture](#): amd64

2. Select [file type](#): zip

Download

zip

iso



Your system is up to date





Clonezilla download



404 Not Found



https://clonezilla.org/downloads/download.p



Clonezilla

The Free and Open Source Software for Disk [Imaging](#) and [Cloning](#)

[About](#)

[News](#)

[Screenshots](#)

[Live CD/USB](#)

[Live Docs](#)

[Server Edition](#)

[Download](#)

[CD/USB key vendors](#)

[DRBL-winroll](#)

[Related LiveCD](#)

[Testimonials](#)

[Lecture Materials](#)

[Related Articles](#)

[Partners](#)

[FAQ/Q&A](#)

[Forum](#)

[Mailing Lists](#)

[Developers](#)

[Contributors](#)

Downloads

[Step-by-step docs](#)

To download Clonezilla live, select the following **CPU architecture** and **file type**, then click the **download button**:

Release branch: **stable**, Clonezilla live version: **3.1.2-9**

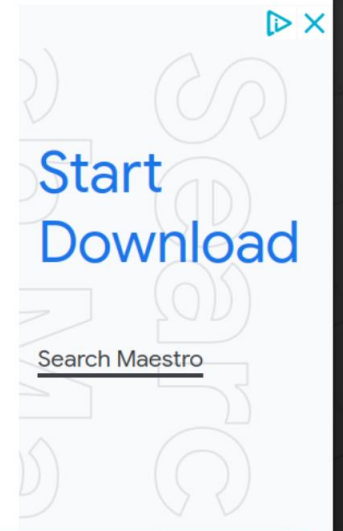
1. Select [CPU architecture](#): amd64

2. Select [file type](#): zip

Download

zip

iso



Your system is up to date

DOWNLOAD THE "CLONEZILLA LIVE" ISO FILE (continued)

- Use the LEFT mouse button to click on "Download":



Clonezilla download



404 Not Found



https://clonezilla.org/downloads/download.p



Clonezilla

The Free and Open Source Software for Disk [Imaging](#) and [Cloning](#)

[About](#)

[News](#)

[Screenshots](#)

[Live CD/USB](#)

[Live Docs](#)

[Server Edition](#)

[Download](#)

[CD/USB key vendors](#)

[DRBL-winroll](#)

[Related LiveCD](#)

[Testimonials](#)

[Lecture Materials](#)

[Related Articles](#)

[Partners](#)

[FAQ/Q&A](#)

[Forum](#)

[Mailing Lists](#)

[Developers](#)

[Contributors](#)

Downloads

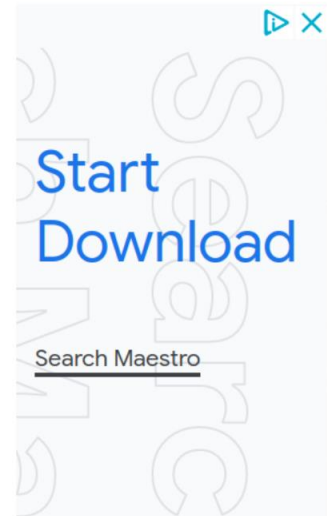
[Step-by-step docs](#)

To download Clonezilla live, select the following **CPU architecture** and **file type**, then click the **download button**:

Release branch: **stable**, Clonezilla live version: **3.1.2-9**

1. Select [CPU architecture](#):

2. Select [file type](#):



Your system is up to date



21:49



Clonezilla download



404 Not Found



https://clonezilla.org/downloads/download.p



Clonezilla

The Free and Open Source Software for Disk [Imaging](#) and [Cloning](#)

[About](#)

[News](#)

[Screenshots](#)

[Live CD/USB](#)

[Live Docs](#)

[Server Edition](#)

[Download](#)

[CD/USB key vendors](#)

[DRBL-winroll](#)

[Related LiveCD](#)

[Testimonials](#)

[Lecture Materials](#)

[Related Articles](#)

[Partners](#)

[FAQ/Q&A](#)

[Forum](#)

[Mailing Lists](#)

[Developers](#)

[Contributors](#)

Downloads

[Step-by-step docs](#)

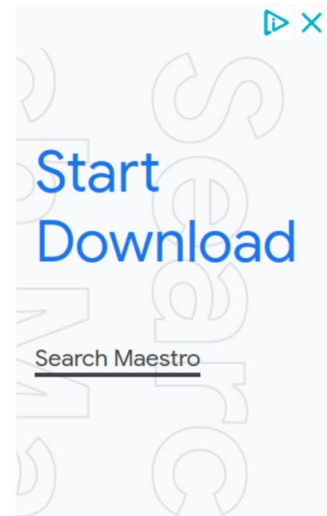
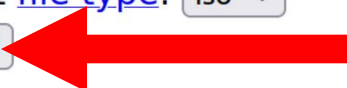
To download Clonezilla live, select the following **CPU architecture** and **file type**, then click the **download button**:

Release branch: **stable**, Clonezilla live version: **3.1.2-9**

1. Select [CPU architecture](#): amd64

2. Select [file type](#): iso

Download



Your system is up to date



21:49

DOWNLOAD THE "CLONEZILLA LIVE" ISO FILE (continued)

- The status of the download will show up somewhere in the Web browser:



Clonezilla download



Find out more about Clo

404 Not Found



https://sourceforge.net/projects/clone



SOURCEFORGE



clonezilla-live-3.1.2-9-amd64.iso

20s left — 228 of 417 MB (11.6 MB/sec)



Show all downloads

The "/clonez... is not available. Please select another file.

I thank you for downloading Clonezilla

Spread the Word:



Keep Me Updated!

Get Clonezilla updates, sponsored content from our select partners and more.



21:51

DOWNLOAD THE "CLONEZILLA LIVE" ISO FILE (continued)

- The Clonezilla .ISO file will now reside in the "Downloads" folder of your Users folder at
`/home/<name of your user>/Downloads/`

CREATE A BOOTABLE "CLONEZILLA LIVE" USB THUMB DRIVE

- From inside the Web browser or from inside the file management app of your Linux or Windows computer, use the RIGHT mouse button to click on the Clonezilla *.ISO file:

 clonezilla-live-3.1.2-9-amd64.iso
Completed — 417 MB

[Show all downloads](#)

Advertisement - Report

[Home](#) / [Browse Open Source](#) / [System](#) / [Storage](#) / [Archiving](#) / [Backup](#) / Clonezilla



Clonezilla

A partition and disk imaging/cloning program

Brought to you by: [steven_shiau](#)



121 Reviews

Downloads: 35,438 This Week Last Update: 2024-02-27

 [Download](#)




[Get Updates](#)

[Share This](#)

CREATE A BOOTABLE "CLONEZILLA LIVE" USB THUMB DRIVE (continued)

- Use the RIGHT mouse button to click on the "CLONEZILLA LIVE" ISO file. This can be done either in the Web browser or in the default bundled file management program of the Linux operating system:

 clonezilla-live-3.1.2-9-amd64.iso
Completed — 417 MB

[Show all downloads](#)

- Always Open Similar Files
- Show in Folder

- [Go To Download Page](#)
- [Copy Download Link](#)
- [Delete](#)
- [Remove From History](#)
- [Clear Preview Panel](#)

Home / Browse Open Source / System / Storage / Archiving / Backup



Clonezilla

A partition and disk imaging/clone

Brought to you by: [steven_shiau](#)



121 Reviews

Downloads: 35,438 This Week Last Update: 2024-02-27

 [Download](#)



[Get Updates](#)

[Share This](#)

CREATE A BOOTABLE "CLONEZILLA LIVE" USB THUMB DRIVE (continued)

- A pop-up utility menu will be displayed:



clonezilla-live-3.1.2-9-amd64.iso
Completed — 417 MB

Show all downloads

- Always Open Similar Files
- Show in Folder

- Go To Download Page
- Copy Download Link

- Delete
- Remove From History
- Clear Preview Panel

Home / Browse Open Source / System / Storage / Archiving / Backup



Clonezilla

A partition and disk imaging/clone

Brought to you by: [steven_shiau](#)



121 Reviews

Downloads: 35,438 This Week Last Update: 2024-02-27

Download




Get Updates

Share This

CREATE A BOOTABLE "CLONEZILLA LIVE" USB THUMB DRIVE (continued)

- Use the LEFT mouse button to click on "Show in Folder":

 clonezilla-live-3.1.2-9-amd64.iso
Completed — 417 MB

[Show all downloads](#)

- Always Open Similar Files
- Show in Folder**
- [Go To Download Page](#)
- [Copy Download Link](#)
- [Delete](#)
- [Remove From History](#)
- [Clear Preview Panel](#)

[Home](#) / [Browse Open Source](#) / [System](#) / [Storage](#) / [Archiving](#) / [Backup](#)



Clonezilla

A partition and disk imaging/clone

Brought to you by: [steven_shiau](#)



★★★★☆ 121 Reviews Downloads: 35,438 This Week Last Update: 2024-02-27

 [Download](#)  [Get Updates](#) [Share This](#)

CREATE A BOOTABLE "CLONEZILLA LIVE" USB THUMB DRIVE (continued)

- The "Downloads" folder will be displayed from inside the default bundled file management app of the Linux distribution

Downloads

File Edit View Go Bookmarks Help

< > ^ ◀ testuser Downloads ▶ 🔍 🗪 ☰ ☰ ☰

▼ **My Computer**

- 🏠 Home
- 📁 Desktop
- 📄 Documents
- 🎵 Music
- 📷 Pictures
- 🎬 Videos
- ↓ Downloads
- 🕒 Recent
- 📁 File System
- 🗑️ Trash

▼ **Network**

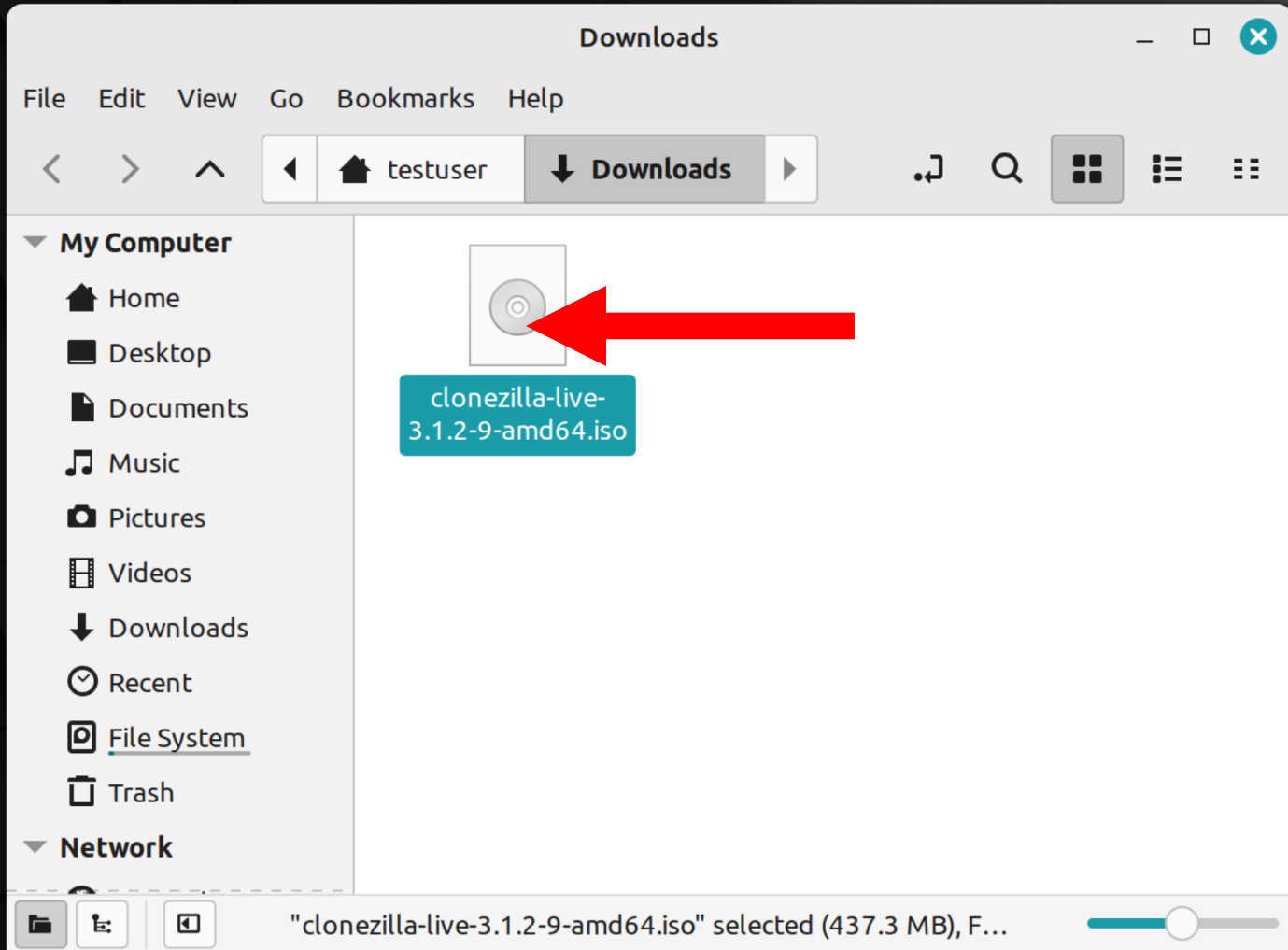
📁

clonezilla-live-3.1.2-9-amd64.iso

📁 🗑️ 📄 "clonezilla-live-3.1.2-9-amd64.iso" selected (437.3 MB), F... 🔍

CREATE A BOOTABLE "CLONEZILLA LIVE" USB THUMB DRIVE (continued)

- Use the RIGHT mouse button to click on the *.ISO file:



21:57

CREATE A BOOTABLE "CLONEZILLA LIVE" USB THUMB DRIVE (continued)

- A new pop-up utility menu will be displayed:

Downloads

File Edit View Go Bookmarks Help

< > ^ testuser

My Computer

- Home
- Desktop
- Documents
- Music
- Pictures
- Videos
- Downloads
- Recent
- File System
- Trash

Network

clonezilla 3.1.2-9-am

- Open With Disk Image Mounter
- Open With
- Verify
- Make bootable USB stick
- Mount archive
- Cut
- Copy
- Add to favorites
- Pin
- Rename...
- Move to Trash
- Delete
- Extract Here
- Compress...
- Properties

"clonezilla-live-3.1.2



21:58

CREATE A BOOTABLE "CLONEZILLA LIVE" USB THUMB DRIVE (continued)

- Use the LEFT mouse button to click on "Make bootable USB stick":

Downloads

File Edit View Go Bookmarks Help

< > ^ testuser

- My Computer
 - Home
 - Desktop
 - Documents
 - Music
 - Pictures
 - Videos
 - Downloads
 - Recent
 - File System
 - Trash
- Network

clonezilla-3.1.2-9-am

- Open With
 - Open With Disk Image Mounter
 - Open With
 - Verify
 - Make bootable USB stick
 - Mount archive
- Cut
- Copy
- Add to favorites
- Pin
- Rename...
- Move to Trash
- Delete
- Extract Here
- Compress...
- Properties

"clonezilla-live-3.1.2



CREATE A BOOTABLE "CLONEZILLA LIVE" USB THUMB DRIVE (continued)

- A "USB Image Writer" box will be displayed:

Downloads

File Edit View Go Bookmarks Help

< > ^ testuser Downloads

My Computer

- Home
- Desktop
- Documents
- Music
- Pictures
- Videos
- Downloads
- Recent
- File System
- Trash

Network

USB Image Writer
Make a bootable USB stick

ISO image: clonezilla-live-3.1.2-9-amd64.iso

USB stick:

Verify Write

"clonezilla-live-3.1.2-9-amd64.iso" selected (437.3 MB), F...



22:02

CREATE A BOOTABLE "CLONEZILLA LIVE" USB THUMB DRIVE (continued)

- Click on the "Drop down list" button:

Downloads

File Edit View Go Bookmarks Help

< > ^ testuser Downloads

My Computer

- Home
- Desktop
- Documents
- Music
- Pictures
- Videos
- Downloads
- Recent
- File System
- Trash

Network


USB Image Writer
Make a bootable USB stick

ISO image: clonezilla-live-3.1.2-9-amd64.iso

USB stick:

Verify Write

"clonezilla-live-3.1.2-9-amd64.iso" selected (437.3 MB), F...



CREATE A BOOTABLE "CLONEZILLA LIVE" USB THUMB DRIVE (continued)

- Use the LEFT mouse button to click on your USB thumb drive in the Drop Down List:

Downloads

File Edit View Go Bookmarks Help

< > ^ testuser Downloads

My Computer

- Home
- Desktop
- Documents
- Music
- Pictures
- Videos
- Downloads
- Recent
- File System
- Trash

Devices

USB Image Writer
Make a bootable USB stick

ISO image: clonezilla-live-3.1.2-9-amd64.iso

USB stick: USB SanDisk 3.2Gen1 (/dev/sdb) - 494GB

Verify Write

"clonezilla-live-3.1.2-9-amd64.iso" selected (437.3 MB), F...



22:06

Downloads

File Edit View Go Bookmarks Help

< > ^ ◀ testuser Downloads ▶ 🔍 🗲 ☰ ☷ ☸

▼ **My Computer**

- 🏠 Home
- 🖥️ Desktop
- 📄 Documents
- 🎵 Music
- 📷 Pictures
- 🎬 Videos
- ↓ Downloads
- 🕒 Recent
- 📁 File System
- 🗑️ Trash

▼ **Devices**

USB Image Writer ✕
Make a bootable USB stick

ISO image: 📄

USB stick:

📁 🗲 📄 "clonezilla-live-3.1.2-9-amd64.iso" selected (437.3 MB), F... 🔍

CREATE A BOOTABLE "CLONEZILLA LIVE" USB THUMB DRIVE (continued)

- Use the LEFT mouse button to click on the "Verify":

You might have to click on the "Verify" button more than once.

The "Verify" process is complete when the "Write" button becomes highlighted:

Downloads

File Edit View Go Bookmarks Help

< > ^ testuser Downloads

My Computer

- Home
- Desktop
- Documents
- Music
- Pictures
- Videos
- Downloads
- Recent
- File System
- Trash

Devices

USB Image Writer
Make a bootable USB stick

ISO image: clonezilla-live-3.1.2-9-amd64.iso

USB stick: USB SanDisk 3.2Gen1 (/dev/sdb) - 494GB

Verify Write

"clonezilla-live-3.1.2-9-amd64.iso" selected (437.3 MB), F...



22:09

CREATE A BOOTABLE "CLONEZILLA LIVE" USB THUMB DRIVE (continued)

- Use the LEFT mouse button to click on the "Write" button:

Downloads

File Edit View Go Bookmarks Help

< > ^ testuser Downloads

My Computer

- Home
- Desktop
- Documents
- Music
- Pictures
- Videos
- Downloads
- Recent
- File System
- Trash

Devices


USB Image Writer
Make a bootable USB stick

ISO image: clonezilla-live-3.1.2-9-amd64.iso

USB stick: USB SanDisk 3.2Gen1 (/dev/sdb) - 494GB

Verify Write

"clonezilla-live-3.1.2-9-amd64.iso" selected (437.3 MB), F...



22:09

CREATE A BOOTABLE "CLONEZILLA LIVE" USB THUMB DRIVE (continued)

- Type your Linux administrator's password in the "Authenticate" box:

Authenticate



This will destroy all data on the USB stick, are you sure you want to proceed?

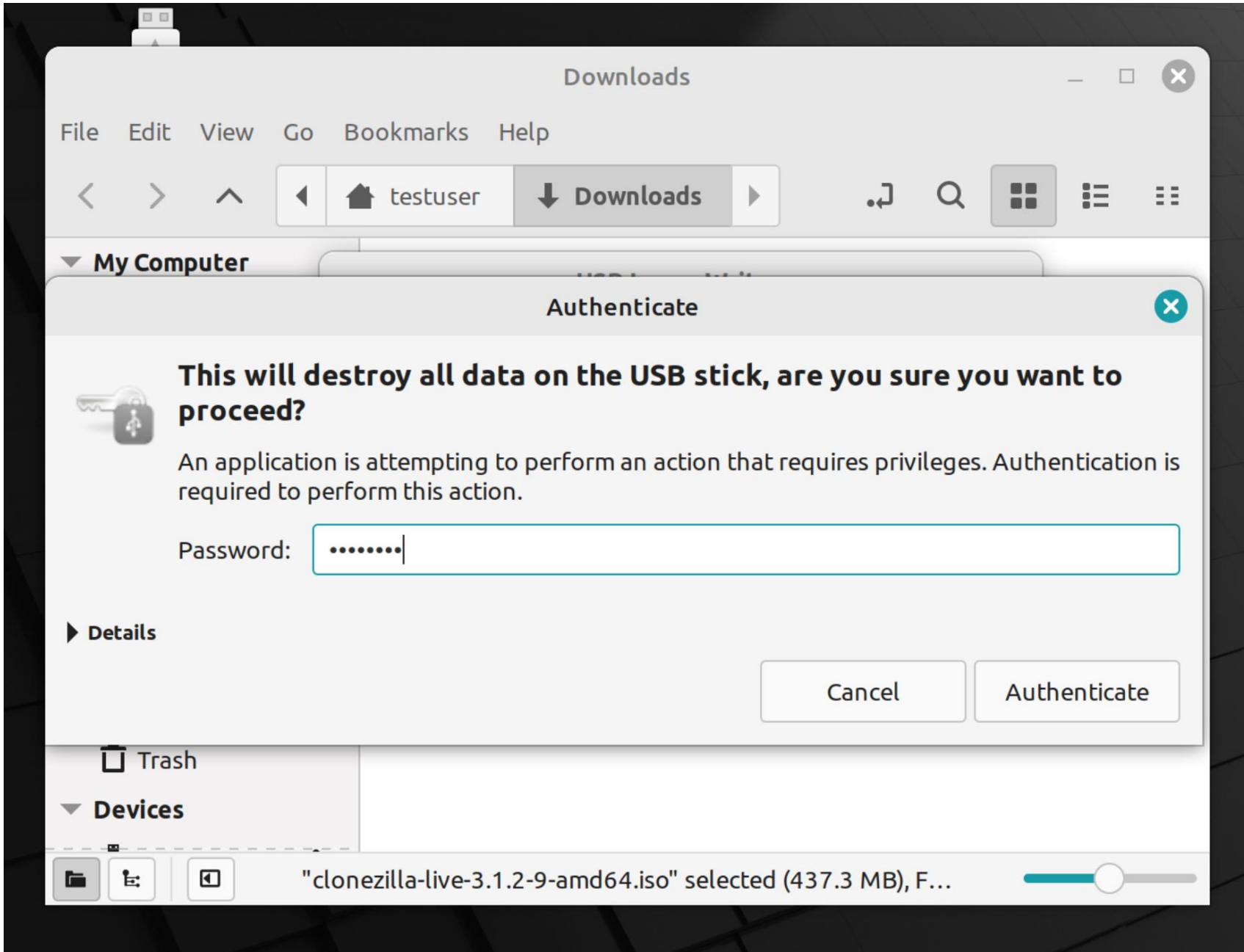
An application is attempting to perform an action that requires privileges. Authentication is required to perform this action.

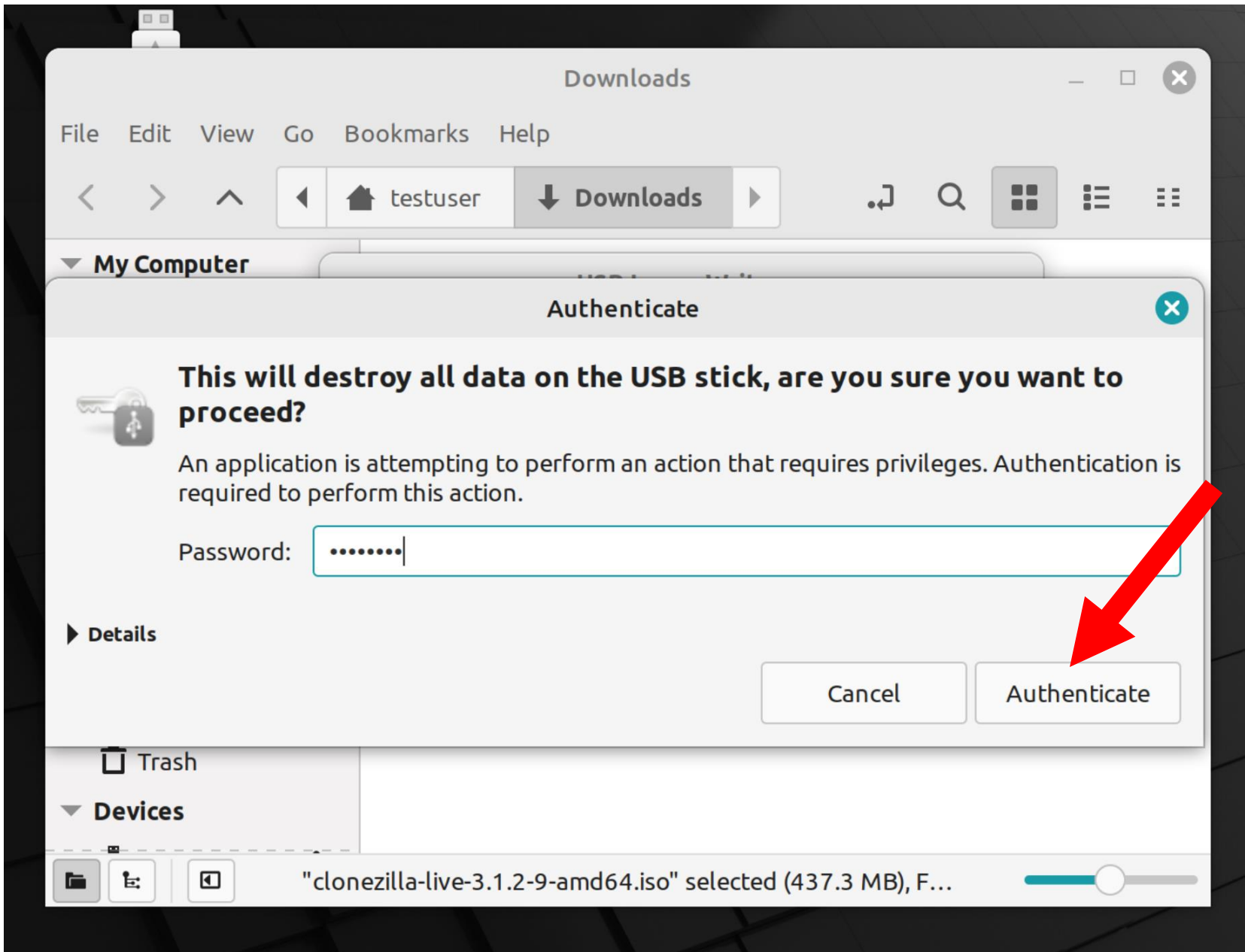
Password:

► Details

Cancel

Authenticate





USB Image Writer

Make a bootable USB stick



ISO image:



clonezilla-live-3.1.2-9-amd64.iso



USB stick:

USB SanDisk 3.2Gen1 (/dev/sdb) - 494GB ▼



Verify

Write

USB Image Writer
Make a bootable USB stick



The image was successfully written.

CREATE A BOOTABLE "CLONEZILLA LIVE" USB THUMB DRIVE (continued)

- If right-clicking on the "CLONEZILLA LIVE" ISO file does not start the process of creating a bootable flash drive, you can install an app that can create a bootable thumb drive as explained at <https://www.tecmint.com/linux-bootable-usb-creators/>

CREATE A BOOTABLE "CLONEZILLA LIVE" USB THUMB DRIVE (continued)

- If you use the default, bundled file management app of a Linux distro to access the thumb drive, it will look like this:

3.1.2-9-amd64



File Edit View Go Bookmarks Help



3.1.2-9-amd64



- Home
- Desktop
- Documents
- Music
- Pictures
- Videos
- Downloads
- Recent
- File System
- Trash
- Devices
 - 3.1.2-9-am...
- Network
 - Network



boot



EFI



live



syslinux



utils



amd64-release.txt



Clonezilla-Live-Version



GPL



8 items, Free space: 0 bytes



CREATE A BOOTABLE CD DISC

OR A BOOTABLE DVD DISC

- If your computer has a CD or DVD player or writer, various apps that run in Linux can burn a bootable CD or DVD Disc from a "Clonezilla Live" ISO file (that you have already downloaded):
- "Brasero" is available at <https://www.tecmint.com/burn-cd-dvd-linux/>
- "K3b" is described at <https://apps.kde.org/k3b/>