

WINDOWS 11'S "OUT-OF-BOX EXPERIENCE" ("OOBE")

by Francis Chao
fchao2@yahoo.com

TuCS COMPUTER
son
SOCIETY



An International
Association of Technology
& Computer User Groups

**Web location for this
presentation:**

<http://aztcs.apcug.org>

Click on “**Meeting
Notes**”

SUMMARY

- When you power up a freshly-installed Windows 11.. computer for the first time, you will be forced to experience Microsoft's "Out-of-Box Experience" which will result in the storage of folders and files on the "Desktop" and "Documents" folder up in Microsoft's "OneDrive" cloud storage system.

"OUT-OF-BOX EXPERIENCE"

- When you power up a newly-purchased "Windows 11.." computer or computer with a newly-installed copy of "Windows 11..", you will be presented with the "Out-of-Box Experience":

"OUT-OF-BOX EXPERIENCE" (continued)

- If you use a Windows 11 Media DVR or .ISO file to upgrade an existing copy of Windows 10, you will not be forced to go through the "Out-of-Box Experience" when you start up "Windows 11" for the first time.

"OUT-OF-BOX EXPERIENCE" SHOWN "STEP-BY-STEP"

- Here are the detailed step-by-step details of how the "Out-of-Box" experience works for the new Windows 11 computer user:



Is this the right country or region?

United States

Afghanistan

Åland Islands

Albania

Algeria

American Samoa

Andorra

Yes



Is this the right country or region?



United States

Afghanistan

Åland Islands

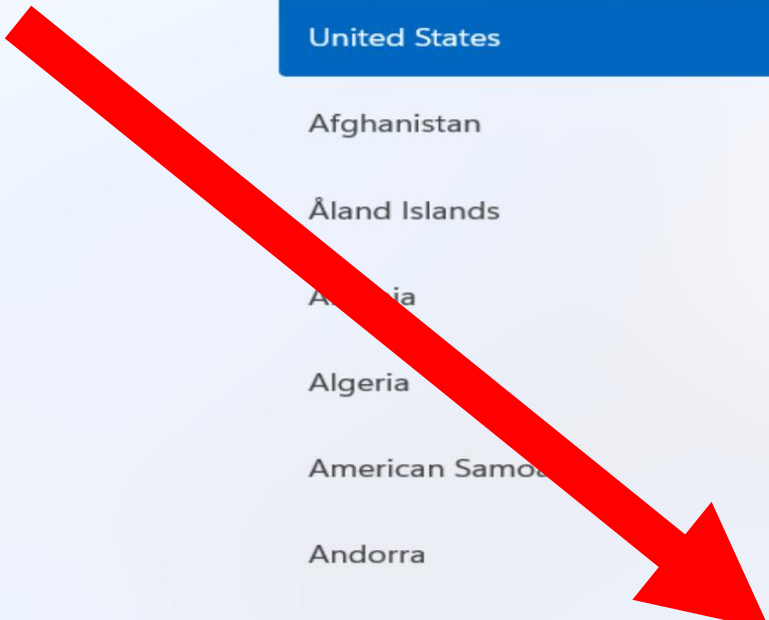
Algeria

Algeria

American Samoa

Andorra

Yes



"OUT-OF-BOX EXPERIENCE" (continued)

- T



Is this the right keyboard layout or input method?

If you also use another keyboard layout, you can add that next.



US

Canadian Multilingual Standard

Colemak

English (India)

Irish

NZ Aotearoa

Yes





Is this the right keyboard layout or input method?

If you also use another keyboard layout, you can add that next.



US

Canadian Multilingual Standard

Canadian

English (Irish)

Irish

NZ Aotearoa

Yes



"OUT-OF-BOX EXPERIENCE" (continued)

- T



Want to add a second keyboard layout?



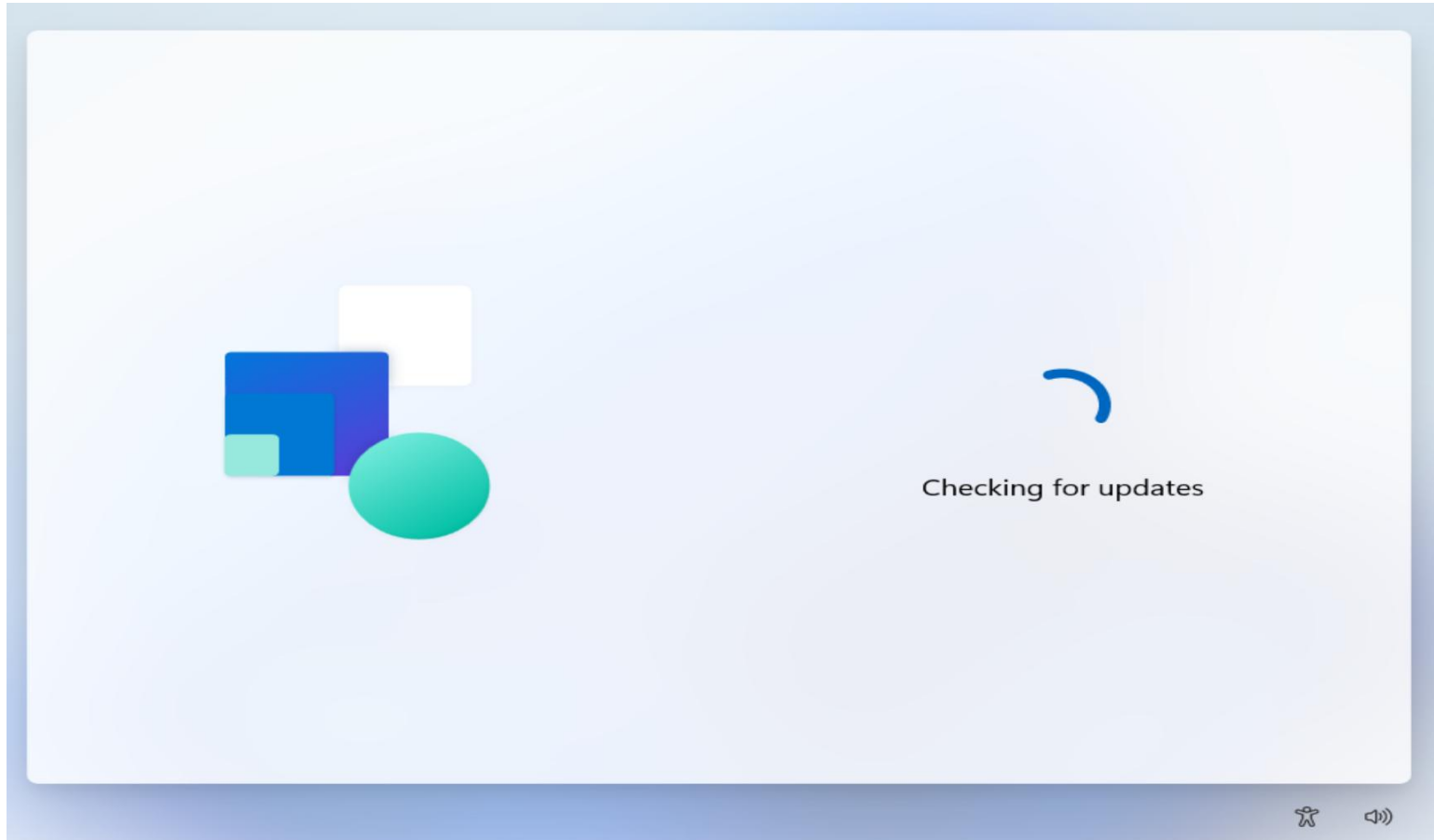
Add layout

Skip



"OUT-OF-BOX EXPERIENCE" (continued)

- T



"OUT-OF-BOX EXPERIENCE" (continued)

- T



Please keep your PC on





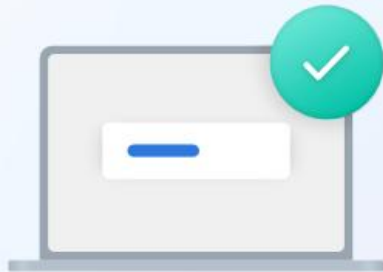
Your PC will restart before you
continue



Name your device

Make this device yours with unique names. You can set your PC name so it's easy to recognize when connecting to it from other devices. If you don't name it now, we'll set it to a default name. You can change this name any time in Settings.

Your device will restart after you name it.



Can't contain only numbers

No spaces or special characters other than hyphen (-), dashes (— and –), and underscore (_)

Skip for now

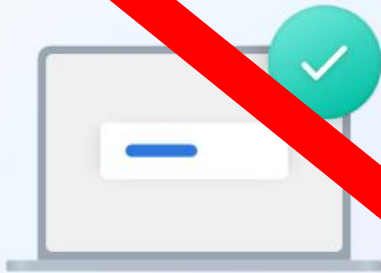
Next



Name your device

Make this device yours with unique names. You can set your PC name so it's easy to recognize when connecting to it from other devices. If you don't name it now, we'll set it to a default name. You can change this name any time in Settings.

Your device will restart after you name it.



Can't contain only numbers

No spaces or special characters other than hyphen (-), dashes (— and –), and underscore (_)

Skip for now

Next





Create folders in Start


Keep what's important close by grouping your pinned apps into folders.

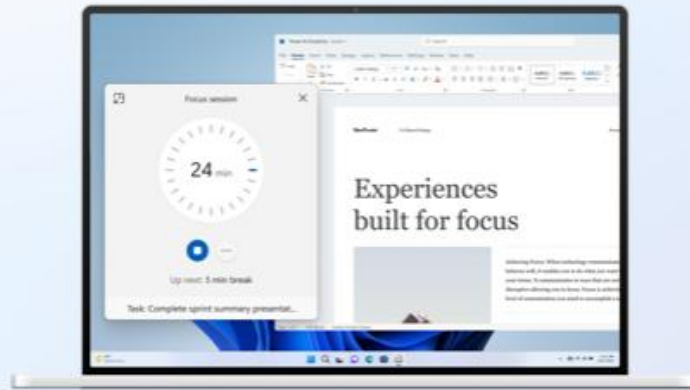


Step 1 of 3: Downloading - 9%



Update later





Tools for focus


Reduce distractions with focus sessions and do not disturb.



Step 1 of 3: Downloading - 16%



Update later





Getting the latest features and security updates

This can take a while. Your PC will restart, then you'll continue setting up. While you wait, explore the slideshow to learn about features and apps.

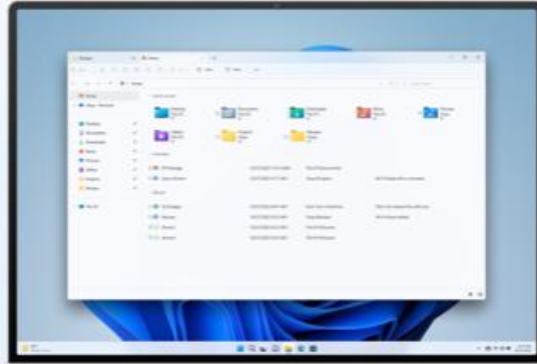


Step 1 of 3: Downloading - 20%



Update later





Organize files effortlessly


Drag and drop files between tabs in File Explorer to quickly move them where you want.

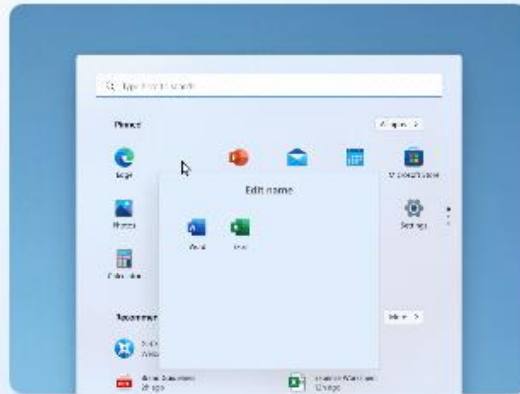


Step 1 of 3: Downloading - 25%



Update later





Create folders in Start


Keep what's important close by grouping your pinned apps into folders.

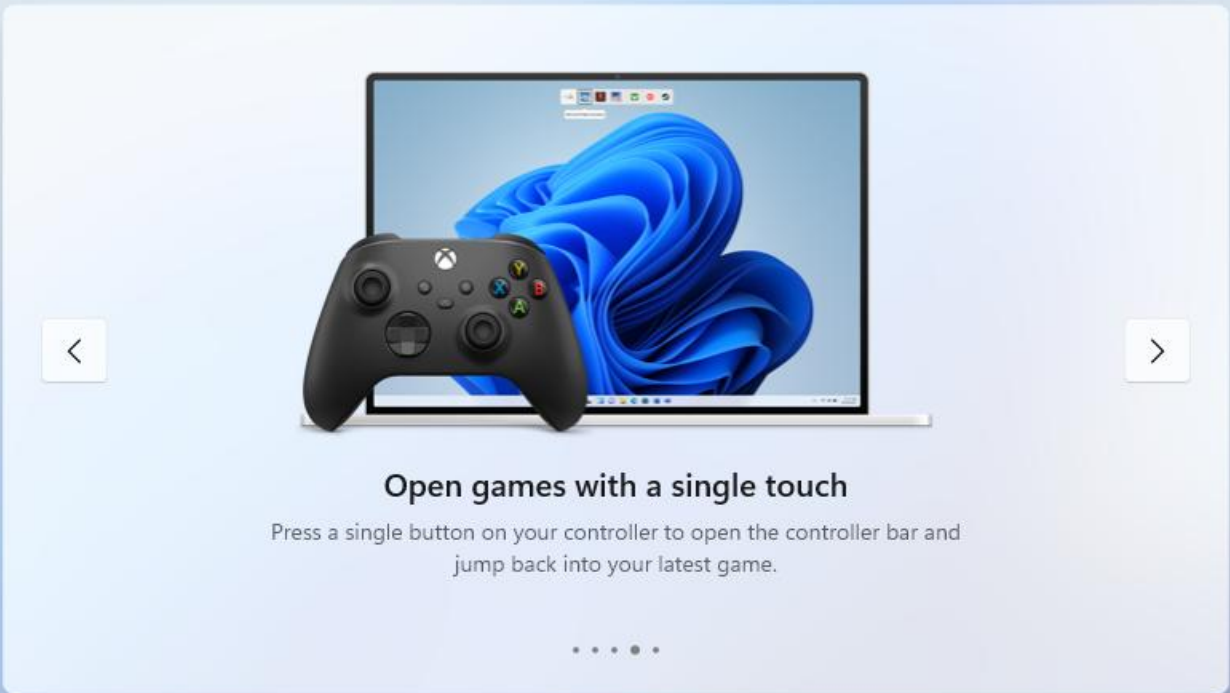


Step 1 of 3: Downloading - 100%



Update later





<


>

Open games with a single touch


Press a single button on your controller to open the controller bar and jump back into your latest game.

• • • • •

Step 2 of 3: Installing - 20%



Update later



You're 18% there.
Please keep your computer on.

.


You're 96% there.
Please keep your computer on.

.

You're 100% there.
Please keep your computer on.



Updates are underway.
Please keep your computer on.



Unlock your Microsoft experience

Sign in with your Microsoft account and create the experience you want. Customize preferences, sync content and security settings across devices, and discover products and services relevant to you.



A best-in-class email and calendar, now for free

Add your various accounts, see calendars in one view, elevate your emails, and get intelligent features in your inbox with Outlook for Windows.



Accelerate your device setup

Make your Windows device setup fast and easy by restoring your existing Windows preferences.



Help keep your PC secure


Automatically turn on device encryption to help protect your files from unauthorized access in case your device is lost or stolen.




Control privacy and subscription preferences across devices

View, manage, and update your privacy and data


Sign in







Unlock your Microsoft experience

Sign in with your Microsoft account and create the experience you want. Customize preferences, sync content and security settings across devices, and discover products and services relevant to you.

 **A best-in-class email and calendar, now for free**
Add your various accounts, see calendars in one view, elevate your emails, and get intelligent features in your inbox with Outlook for Windows.

 **Accelerate your device setup**
Make your Windows device setup fast and easy by restoring your existing Windows preferences.

 **Help keep your PC secure**
Automatically turn on device encryption to help protect your files from unauthorized access in case your device is lost or stolen.

 **Control privacy and subscription preferences across devices**
View, manage, and control your privacy and data preferences across devices.

Sign in



Let's add your Microsoft account



Sign in

No account? [Create one!](#)

Sign-in options

When you sign in, we'll make info saved to your account available across Microsoft products so important things like your calendar info, favorites, contacts, passwords, browsing history, and recommended files are right where you need them. We'll also back up your files and photos on this device to OneDrive to help keep them safe. [Learn more](#)
Choosing **Next** means that you agree to the [Microsoft Services Agreement](#) and [Privacy Statement](#).

[Learn More](#)

Next





Let's add your Microsoft account




← fchao2@hotmail.com


Enter password

[Forgot password?](#)

[Other ways to sign in](#)



Sign in



Let's add your Microsoft account

 Microsoft

← fchao2@hotmail.com

Enter password

[Forgot password?](#)

[Other ways to sign in](#)

Sign in





Let's add your Microsoft account




← fchao21@hotmail.com

Enter password

[Forgot password?](#)

[Other ways to sign in](#)



Sign in



Create a PIN

What takes seconds to create and gives you fast and secure sign-in? A Windows Hello PIN! It only works on your device, so it stays off the web.



Create PIN

Create a PIN

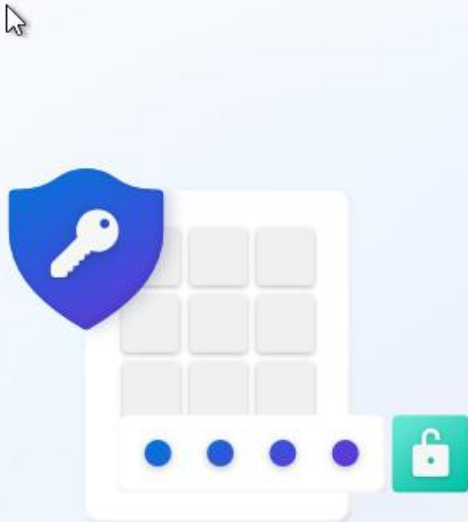
What takes seconds to create and gives you fast and secure sign-in? A Windows Hello PIN! It only works on your device, so it stays off the web.



Create PIN

Set up a PIN

A Windows Hello PIN is a fast, secure way to sign in to your device, apps, and services.



New PIN

Confirm PIN

Include letters and symbols

Cancel

OK



Set up a PIN

A Windows Hello PIN is a fast, secure way to sign in to your device, apps, and services.



New PIN

Confirm PIN

Include letters and symbols

Cancel

OK



Set up a PIN

A Windows Hello PIN is a fast, secure way to sign in to your device, apps, and services.

New PIN

Confirm PIN

Include letters and symbols

Cancel

OK

Choose privacy settings for your device

Microsoft puts you in control of your privacy. Choose your settings, then select **Accept** to save them. You can change these settings at any time.

Location

Get location-based experiences like directions and weather. Let Windows and apps request your location and allow Microsoft to use your location data to improve location services.

Yes

Find my device

Turn on Find my device and use your device's location data to help you find your device if you lose it. You must sign in to Windows with your Microsoft account to use this feature.

Yes

Diagnostic data

Send info about the websites you browse and how you use apps and features, plus additional info about device health, device activity, and enhanced error reporting.

[Learn more](#)

[Next](#)

Choose privacy settings for your device

Microsoft puts you in control of your privacy. Choose your settings, then select **Accept** to save them. You can change these settings at any time.



Location

You won't be able to get location-based experiences like directions and weather or enjoy other services that require your location to work.

No

Find my device

Windows won't be able to help you keep track of your device if you lose it.

No

Diagnostic data

Send info about the websites you browse and how you use apps and features, plus additional info about device health, device activity, and enhanced error reporting. Required diagnostic data will always be included when you choose to send Optional diagnostic data.

[Learn more](#)

Next



Choose privacy settings for your device

Microsoft puts you in control of your privacy. Choose your settings, then select **Accept** to save them. You can change these settings at any time.



Include Optional

Inking & typing

Send optional inking and typing diagnostic data to Microsoft to improve the language recognition and suggestion capabilities of Microsoft apps and services.

Yes

Personalized offers

Let Windows use info about your device and how you use it to enhance your Windows experience by showing you personalized tips, recommendations, and offers. Microsoft also uses data from other products to personalize these offers. To stop use of this other data, visit <https://aka.ms/personalized-offers>.

Yes

Select how much info you share with Microsoft

[Learn more](#)

Next



Choose privacy settings for your device

Microsoft puts you in control of your privacy. Choose your settings, then select **Accept** to save them. You can change these settings at any time.

Include Optional

Inking & typing

Send optional inking and typing diagnostic data to Microsoft to improve the language recognition and suggestion capabilities of Microsoft apps and services.

Yes

Personalized offers

Let Windows use info about your device and how you use it to enhance your Windows experience by showing you personalized tips, recommendations, and offers. Microsoft also uses data from other products to personalize these offers. To stop use of this other data, visit <https://aka.ms/personalized-offers>.

Yes

Select **Learn more** for info on the above settings. **Next**

[Learn more](#)

Next





Choose privacy settings for your device

Microsoft puts you in control of your privacy. Choose your settings, then select **Accept** to save them. You can change these settings at any time.

Required only

Inking & typing

Don't use my diagnostic data to help improve the language recognition and suggestion capabilities of Microsoft apps and services.

No

Personalized offers

Windows data will not be used to personalize tips, recommendations, and offers.

No

Select **Learn more** for info on the above settings, how Windows helps protect you from unsafe apps and web content, and the related data transfers and uses.

[Learn more](#)

[Accept](#)





Welcome back, Francis!

You're invited to use your new PC with your familiar settings already in place. All you need to do is restore your backups saved on your previous PC. [Privacy Statement](#)

Experience the power of restoring from your PC backup



DESKTOP-P19RO47

Last backup: May 6, 2026

Folders

Apps

Settings

Credentials

More options

[Learn more](#)

[Continue](#)





Welcome back, Francis!

You're invited to use your new PC with your familiar settings already in place. All you need to do is restore your backups saved on your previous PC. [Privacy Statement](#)

Experience the power of restoring from your PC backup



DESKTOP-P19RO47

Last backup: May 6, 2026

Folders

Apps

Settings

Credentials

More options

[Learn more](#)

[Continue](#)





Select a device to restore from

You're invited to use your new PC with your familiar settings already in place. All you need to do is restore your backups saved on your previous PC. [Privacy Statement](#)

Choose the PC you want to restore



DESKTOP-P19RO47

Last backup: May 6, 2026



cp5

Last backup: May 6, 2026



w11-20260409

Last backup: April 10, 2026



20260406W11H

Set up as a new PC

Continue





Select a device to restore from

You're invited to use your new PC with your familiar settings already in place. All you need to do is restore your backups saved on your previous PC. [Privacy Statement](#)

Choose the PC you want to restore



DESKTOP-P19RO47

Last backup: May 6, 2026



cp5

Last backup: May 6, 2026



w11-20260409

Last backup: April 10, 2026



20260406W11H

Set up as a new PC

Continue





If you set up as a new PC, you can't restore from a backup later

Restoring your info makes your new PC familiar again

- Have easy access to your files
- Restore your favorite apps
- Use your new PC with familiar settings already in place
- Your Windows and Edge passwords, remembered



Set up as a new PC

Restore from backup






If you set up as a new PC, you can't restore from a backup later

Restoring your info makes your new PC familiar again

- Have easy access to your files
- Restore your favorite apps
- Use your new PC with familiar settings already in place
- Your Windows and Edge passwords, remembered



Set up as a new PC

Restore from backup





Getting things ready for you.

Let's customize your experience

Select all the ways you plan to use your device to get personalized tips, ads, and recommendations within Microsoft experiences. You can always change this in Settings. [Learn more](#)



Development

Build delightful apps, websites, and tools for the world



Entertainment

Watch videos, browse the web, connect on social media



Gaming

Play and discover games, keep up with new releases



School

Take notes, write essays, collaborate on projects

Skip

Accept



Let's customize your experience

Select all the ways you plan to use your device to get personalized tips, ads, and recommendations within Microsoft experiences. You can always change this in Settings. [Learn more](#)



Development

Build delightful apps, websites, and tools for the world



Entertainment

Watch videos, browse the web, connect on social media



Gaming

Play and discover games, keep up with new releases



School


Take notes, write essays, collaborate on projects



Skip

Accept



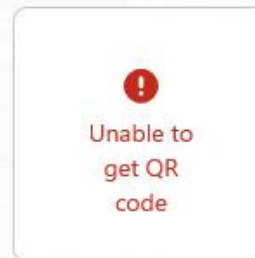


Use your phone from your PC

Respond to text messages, make calls, and more from your PC.

For Android™ phones, scan the QR code below

By continuing, you will link your mobile device to your Microsoft account. This enables you to access mobile device content and capabilities you choose to sync on Windows devices you sign into using the same account. [Learn more](#)



[Continue manually without a QR code](#)


Skip

Remind me later



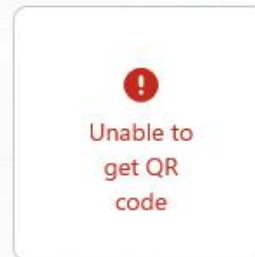
Use your phone from your PC

Respond to text messages, make calls, and more from your PC.



For Android™ phones, scan the QR code below

By continuing, you will link your mobile device to your Microsoft account. This enables you to access mobile device content and capabilities you choose to sync on Windows devices you sign into using the same account. [Learn more](#)



[Continue manually without a QR code](#)

Skip

Remind me later






Back up your phone's photos to keep them safe

Scan the QR code with your phone's camera to get the free OneDrive app, then turn on camera backup so you can access your photos even if you lose your phone. If you can't scan the QR code, go to: onedrive.com/download



Skip

Next






Back up your phone's photos to keep them safe

Scan the QR code with your phone's camera to get the free OneDrive app, then turn on camera backup so you can access your photos even if you lose your phone. If you can't scan the QR code, go to: onedrive.com/download



Skip


Next



Always have access to your recent browsing data

When you browse the web using Microsoft Edge, we'll bring your browsing data such as favorites, browsing history, cookies, and more into Microsoft Edge from your other browser. You'll also find other features that help you save time, money, and battery while you browse. You can change your settings anytime in Microsoft Edge Settings.

[Learn more](#)



Not now


Accept



Always have access to your recent browsing data

When you browse the web using Microsoft Edge, we'll bring your browsing data such as favorites, browsing history, cookies, and more into Microsoft Edge from your other browser. You'll also find other features that help you save time, money, and battery while you browse. You can change your settings anytime in Microsoft Edge Settings.

[Learn more](#)



Not now

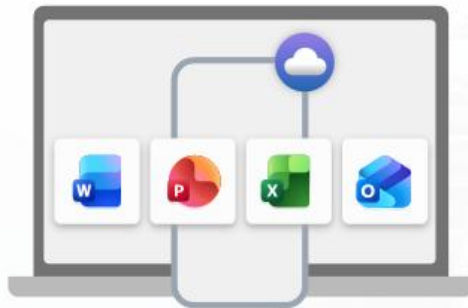
Accept





Did you know you can use Microsoft 365 for free?

Just sign in and go. It's free!



Use Word, Excel, and PowerPoint for free



Open your browser and go to <https://www.Microsoft365.com> to use the free web versions of Word, Excel, PowerPoint, and more Microsoft 365 apps.

Get 5 GB of free cloud storage



Securely save, edit, and share your photos, videos, and documents in OneDrive.

Manage your day with Outlook



With messages, calendars, contacts, and to-do lists in

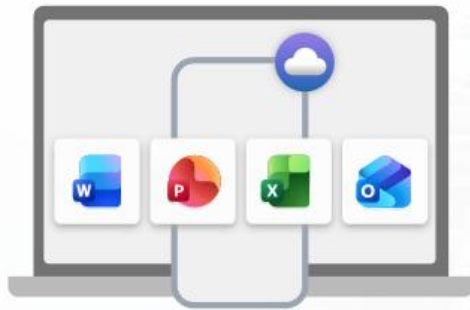
Next





Did you know you can use Microsoft 365 for free?

Just sign in and go. It's free!



Use Word, Excel, and PowerPoint for free



Open your browser and go to <https://www.Microsoft365.com> to use the free web versions of Word, Excel, PowerPoint, and more Microsoft 365 apps.

Get 5 GB of free cloud storage




Securely save, edit, and share your photos, videos, and documents in OneDrive.

Manage your day with Outlook

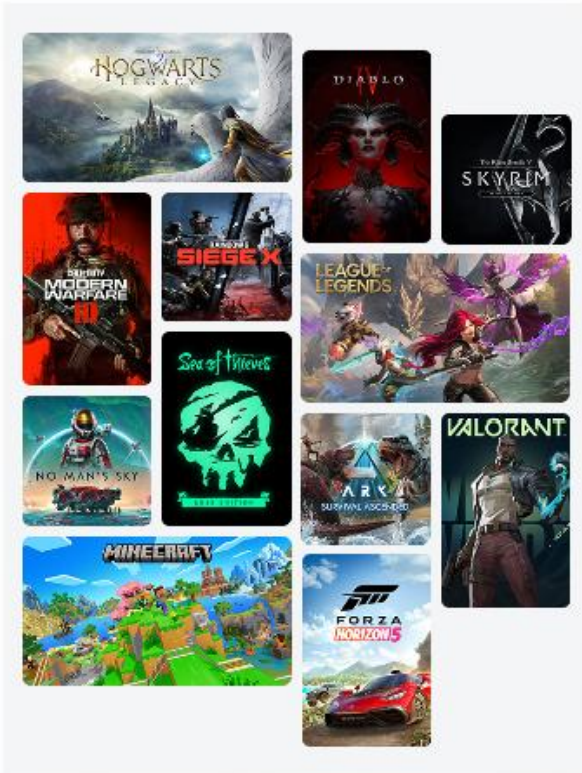


With messages, calendars, contacts, and to-do lists in



Next





Join Game Pass Premium for only \$14.99 a month



Play high-quality games

Play a library of 200+ games like Diablo IV, Hogwarts Legacy, and more on Xbox console, PC, and supported devices.

[Browse the games](#)



Stream and play anywhere

Skip download and stream games (including select games you own) on any supported device, including mobile, handheld, tablet, TV, and VR headset.



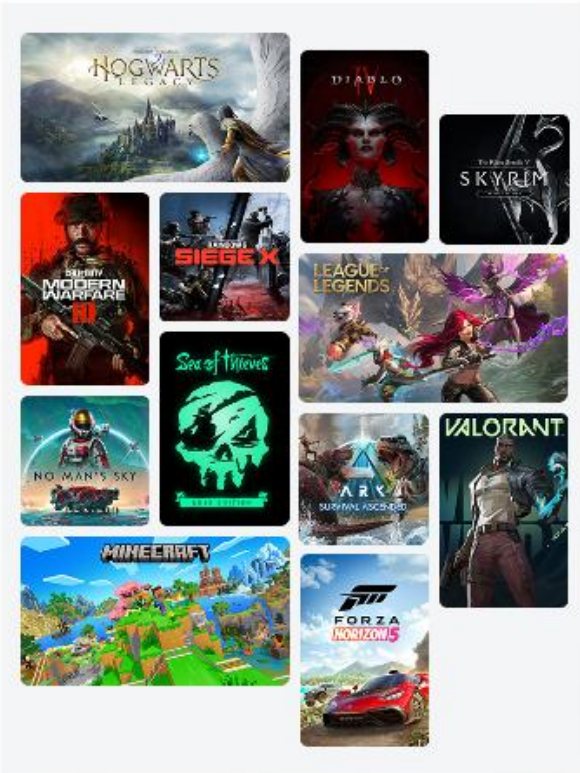
Unlock benefits and earn Rewards

Claim in-game benefits, access the Retro Classics library, earn exclusive rewards, and more.

Skip

Join for \$14.99





Join Game Pass Premium for only \$14.99 a month



Play high-quality games

Play a library of 200+ games like Diablo IV, Hogwarts Legacy, and more on Xbox console, PC, and supported devices.

[Browse the games](#)



Stream and play anywhere

Skip download and stream games (including select games you own) on any supported device, including mobile, handheld, tablet, TV, and VR headset.



Unlock benefits and earn Rewards

Claim in-game benefits, access the Retro Classics library, earn exclusive rewards, and more.



Skip

Join for \$14.99





Recycle Bin



Microsoft Edge



Learn about this picture

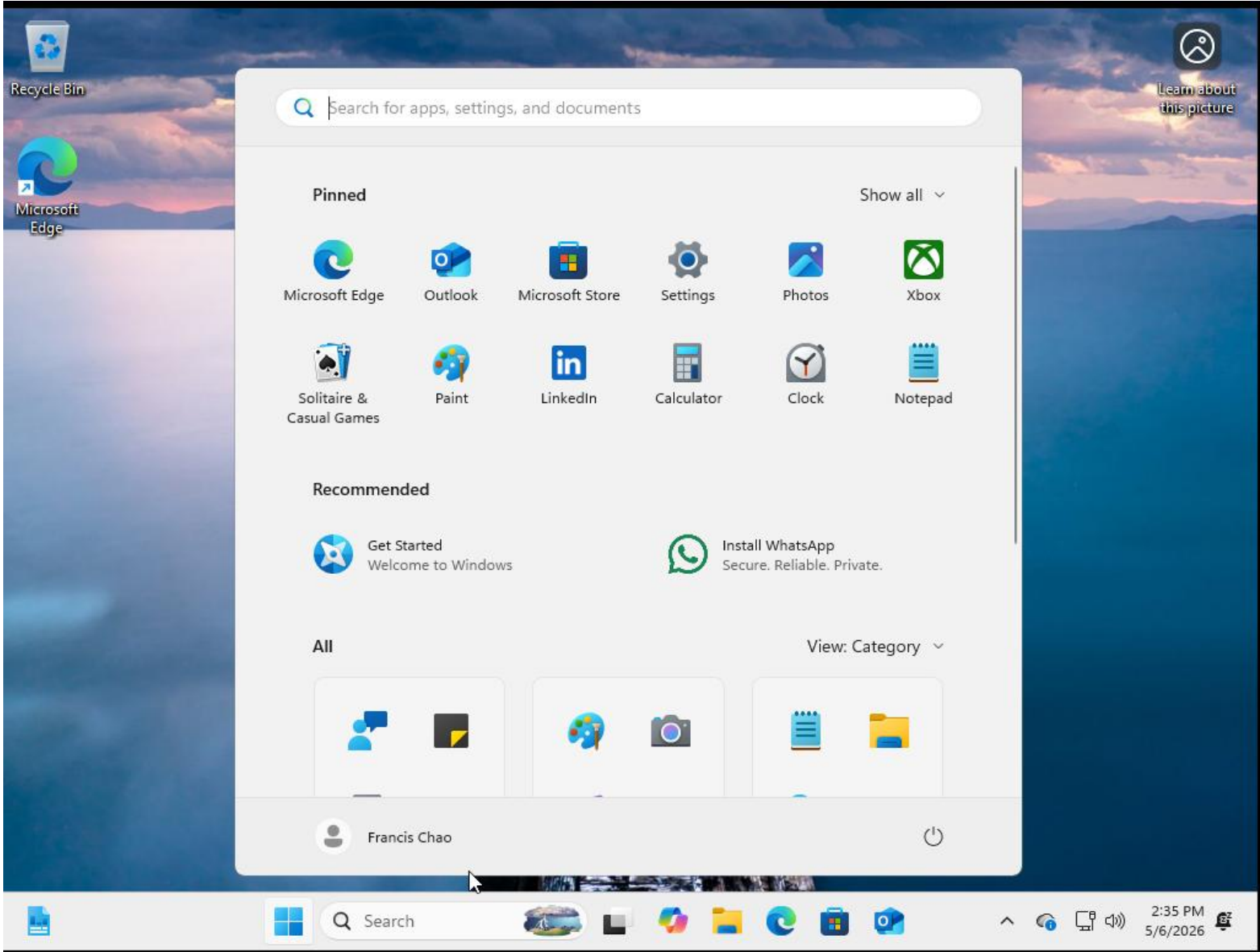


Search



2:33 PM
5/6/2026





REFERENCES

- <https://www.tech2geek.net/windows-11-microsoft-permanently-blocks-local-account-creation-during-setup/>

